


# New Zealand Weekly Data Wrap

15 March 2024



This is not personal advice nor financial advice about any product or service. It does not take into account your financial situation or goals. Please refer to the Important Notice.

 **Contact us**  
See page 5.



## ANZ Proprietary data

Check out our latest releases below.

- ANZ Business Outlook
- ANZ-Roy Morgan Consumer Confidence
- ANZ Truckometer
- ANZ Commodity Price Index
- ANZ NZ Merchant and Card Spending: February 2024

## Key forecasts and rates

Our forecasts can be found on page 4.

## Glossary

Confused by acronyms or jargon? See a glossary [here](#).

## A Taytay inflation bump? Housing subdued.

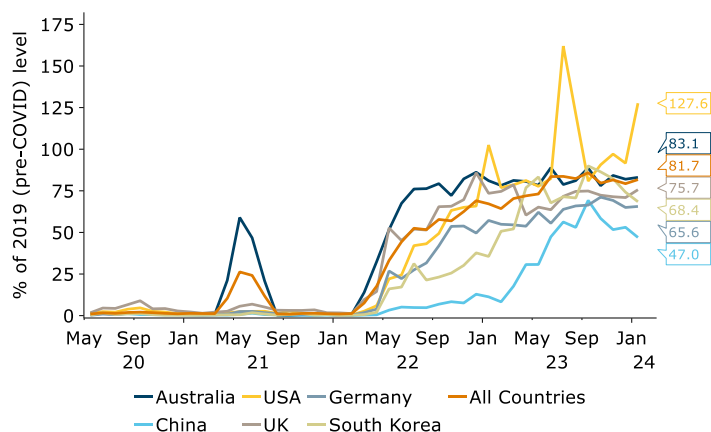
February's **Selected Price Indexes (SPI)**, despite some overs and unders, were overall in line with our expectation, with the balance of risks around our Q1 CPI forecast of 0.6% q/q (4.0% y/y) unchanged. Two of the big surprises were much stronger domestic airfares, and overseas accommodation costs, the latter likely reflecting Taylor Swift's concerts across the ditch.

The SPI are volatile month-to-month, and extracting signal from noise in these data has proven challenging. That said, it does strengthen our expectation that Q1 CPI inflation will surprise the RBNZ to the upside. But given the RBNZ's more sanguine assessment of medium-term inflation risks at the February MPS, we expect they will look through any small upward starting point surprises, provided the broader disinflation story remains intact. And that is our expectation, with core inflation measures likely to take another meaningful step down in Q1. However, we remain of the view that inflation will take longer than the RBNZ anticipates to moderate.

In other news this week, February's **REINZ housing data** was directionless, with house prices eking out a 0.2% m/m gain after January's 0.9% lift. Sales volumes rose 6.9% m/m (sa) from January's very weak print, but the level of turnover remains low, and days to sell rose by two days to 46. Weak auction clearance rates and rising inventories add to the subdued picture. We don't see any implications for our housing market outlook from these data, and nor, we expect, will the RBNZ. We continue to expect the housing market will remain sluggish across the first half of the year but there are certainly a lot of moving parts, including tax and other policy changes, restrictive (but falling) mortgage rates, a weakening labour market and rampant population growth. On the latter, net migration inflows dropped to 2,870 in January, as a surge in departures outweighed still very strong arrivals. However, December inflows were revised up over 3k.

Short-term visitor arrivals (largely tourists) remain steady at about 80% of their pre-COVID level, with a muted recovery in visitors from China weighing. All up, while net migration and tourism are supporting economic activity, that is being offset by weak domestic demand, which next week's GDP data expected is expected to confirm, particularly in per capita terms.

**Figure 1. Overseas visitor arrivals vs pre-COVID**



Source: Stats NZ, Macrobond, ANZ Research



## Looking ahead



### NZ Economic News

ANZ's latest data releases, forecast updates and insights

- [RBNZ MPS Review: pivot!](#)
- [NZ Forecast Update: milk price revised up](#)
- [NZ Property Focus: cruel summer](#)
- [NZ Economic Outlook: calibrating the landing](#)
- [NZ Agri Focus: harvest time](#)
- [NZ REINZ housing data: sideways](#)
- [NZ Agri Focus: harvest time](#)
- [NZ labour market: hawkish surprise brings Feb hike into play](#)
- [NZ CPI Review: getting there](#)
- [NZ Half-Year Update 2023 Preview: new team, new game plan](#)
- [NZ Insight: house prices - impacts from proposed DTI and LVR settings](#)
- [NZ GDP: weaker across the board](#)
- [NZ Insight: recession?](#)
- [NZ Insight: labour market capacity indicators](#)
- [NZ Insight: Coalition policy announcements](#)
- [NZ Insight: what an oil price shock could mean for inflation](#)
- [NZ Insight: macro impacts in New Zealand from an increase in global term rates](#)

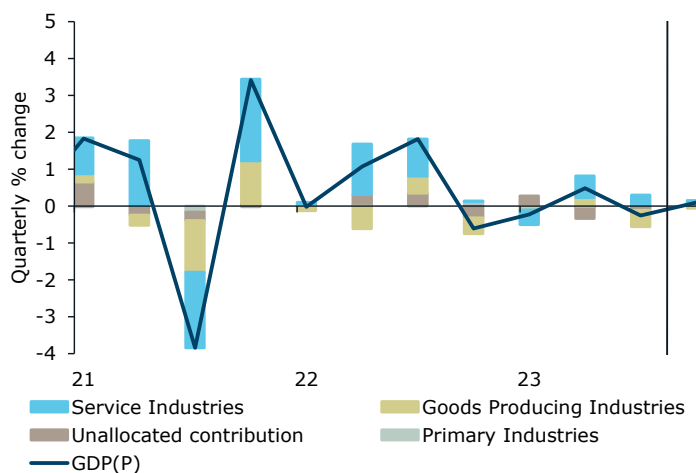
[Click here](#) for more.

### Q4 GDP preview

Next week brings the Q4 Balance of Payments and GDP data. We've pencilled in a **0.1% q/q lift** in headline GDP, with the services sector expected to just keep growth positive. Broadly, the economy is slowing on the back of past monetary tightening, but there's a lot more going on out there than just the impact of higher interest rates, and it's not one-way traffic. Fiscal settings remain stimulatory, following the 1.4% of GDP injection at Budget 2023, population growth is surging and the housing market, while certainly lacking any momentum, is no longer a drag on growth. While interest rate sensitive sectors such as retail, manufacturing and construction have taken the brunt of monetary tightening, lingering services momentum has presented a challenge to the RBNZ in the form of sticky domestic inflation risks. Accordingly, evidence of a slowdown in the services sector will be a key focus for the RBNZ, and we expect to see the start of that in the Q4 GDP data.

With near-zero growth, the economy is clearly under pressure, especially in the context of strong population growth, with per-capita GDP expected to contract for a fifth consecutive quarter to be down 3.7% from Q3 2022. For the RBNZ, weak economic activity is part of its plan to generate spare capacity across the economy and reduce inflation. The RBNZ has been quite sensitive to GDP developments in its assessment of capacity pressures in the economy, but lingering volatility in the data after emerging from the COVID period, along with last year's cyclone-related disruption, still make it challenging to extract signal from noise, warranting caution in interpreting these data. It's worth noting that taming inflation isn't just about restraining demand. A stronger supply-side recovery could mean activity lands on the more robust side of expectations while inflation nonetheless continues to slow. The challenge for the RBNZ is that the impact of weakening demand on inflation isn't occurring in real time; there are long and variable lags to contend with. And while growth is certainly very weak, domestic inflation pressures continue to ease more gradually than the RBNZ anticipated when they called a stop to hikes.

**Figure 2. Production GDP**

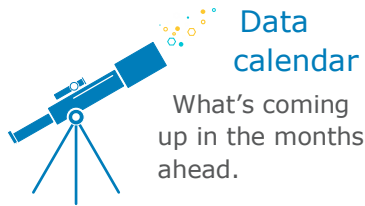


Source: Stats NZ, ANZ Research

Turning to the Balance of Payments, we expect the annual current account deficit to narrow from 7.6% of GDP in Q3 to 7.1%. Weaker import demand is narrowing the goods deficit, while the ongoing tourism recovery, while incomplete, is narrowing the services deficit. Meanwhile, the income deficit, which is always the harder part to forecast given limited indicators, is expected to widen 0.1%pts to 3.1% of GDP as foreign-held NZ investments outperform NZ-held foreign investments. Looking forward, we see the annual current account deficit continuing to narrow from here, but it will be some time before it returns to sustainable levels.



# Financial markets update



Date	Data/event
Mon 18 Mar (10:30am)	Performance Services Index – Feb
Wed 20 Mar (early am)	GlobalDairyTrade auction
Wed 20 Mar (10:45am)	Current Account – Q4
Thu 21 Mar (10:45am)	<b>GDP – Q4</b>
Fri 22 Mar (10:45am)	Merchandise Trade – Feb
Wed 27 Mar (tbc)	<b>Budget Policy Statement 2024</b>
Thu 28 Mar (10:00am)	<a href="#">ANZ-RM Consumer Confidence – Mar</a>
Thu 28 Mar (10:45am)	Employment Indicators - Feb
Thu 28 Mar (1:00pm)	<a href="#">ANZ Business Outlook – Mar</a>
Wed 3 Apr (early am)	GlobalDairyTrade auction
Wed 3 Apr (1:00pm)	<a href="#">ANZ Commodity Price Index – Mar</a>
Thu 4 Apr (10:45am)	Building Permits – Feb
Wed 10 Apr (2:00pm)	<b>RBNZ MPR</b>
Thu 11 Apr (10:00am)	<a href="#">ANZ Truckometer – Mar</a>
Fri 12 Apr (10:30am)	BusinessNZ Manuf PMI – Mar
Fri 12 Apr (10:45am)	Electronic Card Transactions – Feb
Fri 12 Apr (10:45am)	Selected Price Indexes – Mar
Mon 15 Apr (10:30am)	Performance Services Index – Mar
Mon 15 Apr (10:45am)	Net Migration – Feb
Wed 17 Apr (early am)	GlobalDairyTrade auction
Wed 17 Apr (10:45am)	<b>CPI – Q1</b>
Wed 24 Apr (10:45am)	Merchandise Trade – Mar
Fri 26 Apr (10:00am)	<a href="#">ANZ-RM Consumer Confidence – Apr</a>
Tue 30 Apr (1:00pm)	<a href="#">ANZ Business Outlook – Apr</a>
Wed 1 May (10:45am)	<b>Labour Market – Q1</b>
Thu 2 May (10:45am)	Building Permits – Mar
Mon 6 May (1:00pm)	<a href="#">ANZ Commodity Price Index – Apr</a>

## Interest rate markets

Global and local interest rates have drifted higher this week, fuelled by stronger-than-expected US inflation data, which has seen markets pare its expectations for how soon and how quickly the Fed might cut. While local Selected Price Index data for February came in broadly as we expected, as we noted in our [Review](#), it does suggest the RBNZ’s Q1 CPI forecast of just 0.4% might be a bit light, and that point hasn’t been lost on the local market. Looking ahead, we expect interest rates to continue to ebb and flow with the data, but with asymmetric risks reflecting limited capacity on the part of both the Fed and RBNZ to tolerate upside inflation surprises. And with markets priced for things going right rather than wrong on that front, we’re wary of the possibility of spikes higher in interest rates here and in the US. Next week is a big one on the data front, with the Fed decision (7am NZT) and NZ Q4 GDP (10:45am) due Thursday. We have tweaked our interest rate forecasts slightly, with the main change being a more gradual decline in 90 day and 2yr swap rates.

## FX markets

The NZD continues to ebb and flow with interest rates differentials, with the USD doing most of the work as market recalibrate expectations for Fed policy. Should we see any rise in the Fed’s 2024 dot plot, the USD is likely to benefit.

## Key data summary

**ANZ Truckometer – February.** The [Light Traffic Index](#) rose 1.9% m/m in February, while the Heavy Traffic Index rose 2.4% in the month.

**Electronic Card Transactions – February.** Retail spending fell 1.8% m/m, offsetting the 2% m/m bounce in December.

**Selected Price Indexes – February.** Mixed details offset, meaning no implications for our Q1 CPI forecast of 0.6% q/q. See our [Review](#).

**REINZ House Prices – February.** House prices eked out a 0.2% m/m gain and don’t look to be going anywhere fast. See our [Review](#).

**Net Migration – January.** A surge in departures offset still-high arrivals to see the net inflow fall to 2,780 in January. However, a ~3k upward revision to December offset some of that weakness.

**Manufacturing PMI – February.** Rose 1.8pts to 49.3. though still in contractionary territory.

## The week ahead

**Performance Services Index – February (Monday 18 March, 10:30am).** Month-to-month volatility aside, it has been trending sideways around the 50 mark. A pullback after last month’s bounce wouldn’t surprise.

**GlobalDairyTrade auction (Wednesday 20 March, early am).** Dairy futures indicate a further 2.5% fall in the GDT Price Index at the next auction, but global milk supplies are waning and prices are expected to improve again in the coming months.

**Current Account Balance – Q4 (Wednesday 20 March, 10.45am).** The annual current account deficit is expected to narrow 0.5%pts to 7.1% of GDP. See our [Preview](#).

**GDP – Q4 (Thursday 21 March, 10.45am).** We’ve pencilled in a 0.1% q/q expansion for Q4 GDP, with per capita growth in for yet another quarterly contraction. See our [Preview](#).

**Overseas Merchandise Trade – February (Friday 22 March, 10:45am).** A seasonal lift in export returns (\$5.5bn) will help narrow the trade deficit to \$500m, as imports are expected to ease to \$6bn.



# Key forecasts and rates

	Actual			Forecast (end month)					
	Jan-24	Feb-24	Today	Mar-24	Jun-24	Sep-24	Dec-24	Mar-25	Jun-25
<b>FX rates</b>									
NZD/USD	0.612	0.608	0.613	0.620	0.620	0.630	0.630	0.640	0.640
NZD/AUD	0.930	0.937	0.932	0.912	0.899	0.900	0.900	0.901	0.901
NZD/EUR	0.565	0.561	0.563	0.559	0.549	0.553	0.548	0.552	0.552
NZD/JPY	90.4	91.3	90.9	86.8	85.6	86.3	85.7	85.8	84.5
NZD/GBP	0.483	0.481	0.481	0.477	0.470	0.474	0.470	0.474	0.474
NZ\$ TWI	71.5	71.4	71.6	70.9	70.2	70.8	70.4	71.1	70.8
<b>Interest rates</b>									
NZ OCR	5.50	5.50	5.50	5.50	5.50	5.50	5.50	5.50	5.25
NZ 90 day bill	5.67	5.64	5.64	5.59	5.54	5.49	5.44	5.39	5.20
NZ 2-yr swap	4.78	4.98	4.98	5.00	4.88	4.77	4.66	4.55	4.39
NZ 10-yr bond	4.56	4.70	4.64	5.00	4.75	4.50	4.25	4.25	4.25

## Economic forecasts

	Sep-23	Dec-23	Mar-24	Jun-24	Sep-24	Dec-24	Mar-25	Jun-25	Sep-25
GDP (% qoq)	-0.3	<b>0.1</b>							
GDP (% yoy)	-0.6	<b>0.1</b>							
CPI (% qoq)	1.8	0.5	<b>0.6</b>	<b>0.5</b>	<b>0.9</b>	<b>0.4</b>	<b>0.5</b>	<b>0.5</b>	<b>0.8</b>
CPI (% yoy)	5.6	4.7	<b>4.0</b>	<b>3.5</b>	<b>2.6</b>	<b>2.5</b>	<b>2.3</b>	<b>2.2</b>	<b>2.1</b>
Employment (% qoq)	-0.1	0.4	<b>0.2</b>	<b>0.0</b>	<b>-0.1</b>	<b>0.0</b>	<b>0.1</b>	<b>0.2</b>	<b>0.2</b>
Employment (% yoy)	2.7	2.4	<b>1.5</b>	<b>0.5</b>	<b>0.5</b>	<b>0.1</b>	<b>0.0</b>	<b>0.2</b>	<b>0.5</b>
Unemployment Rate (% sa)	3.9	4.0	<b>4.2</b>	<b>4.4</b>	<b>4.6</b>	<b>5.0</b>	<b>5.2</b>	<b>5.3</b>	<b>5.4</b>

Figures in bold are forecasts. mom: Month-on-Month; qoq: Quarter-on-Quarter; yoy: Year-on-Year. [Click here for full ANZ forecasts](#)

Figure 3. GDP level

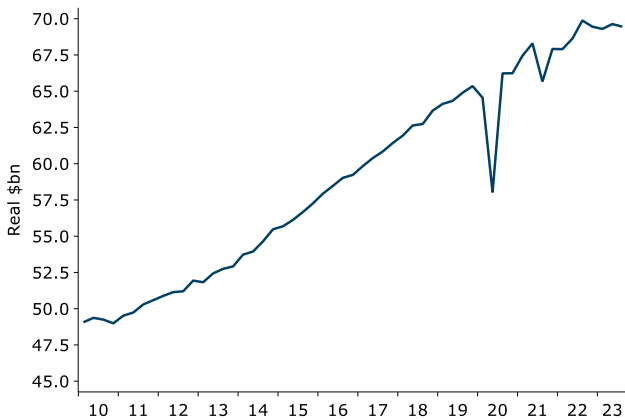


Figure 4. CPI inflation components

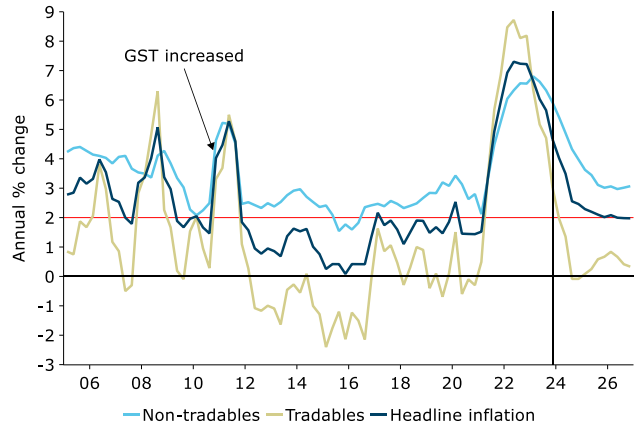


Figure 5. OCR forecast

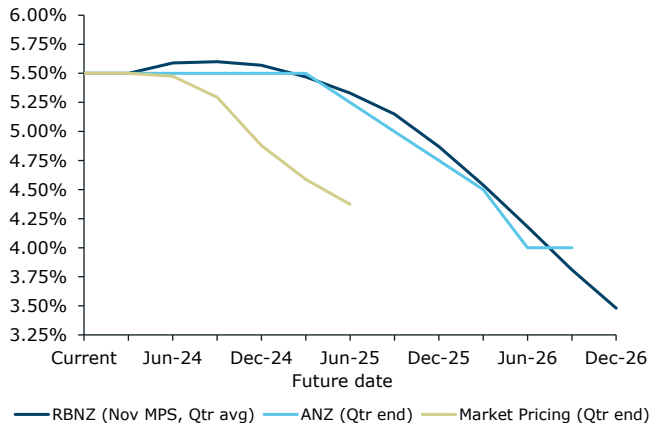
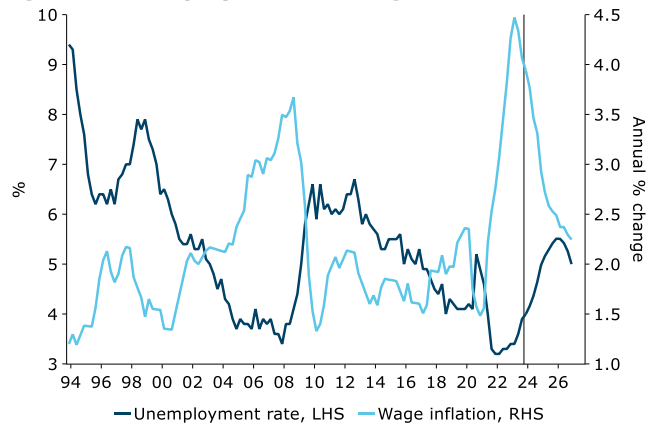


Figure 6. Unemployment and wage inflation



Source: Stats NZ, Bloomberg, RBNZ, Macrobond, ANZ Research



## Contact us

---

### Meet the team

We welcome your questions and feedback. Click [here](#) for more information about our team.



**Sharon Zollner**  
Chief Economist

Follow Sharon on X  
@sharon\_zollner

Telephone: +64 9 357 4094  
Email: [sharon.zollner@anz.com](mailto:sharon.zollner@anz.com)

General enquiries:  
[research@anz.com](mailto:research@anz.com)

Follow ANZ Research  
@ANZ\_Research (global)



**David Croy**  
Senior Strategist

Market developments, interest rates, FX, unconventional monetary policy, liaison with market participants.

Telephone: +64 4 576 1022  
Email: [david.croy@anz.com](mailto:david.croy@anz.com)



**Susan Kilsby**  
Agricultural Economist

Primary industry developments and outlook, structural change and regulation, liaison with industry.

Telephone: +64 21 633 469  
Email: [susan.kilsby@anz.com](mailto:susan.kilsby@anz.com)



**Miles Workman**  
Senior Economist

Macroeconomic forecast co-ordinator, economic developments, GDP and activity dynamics, fiscal and monetary policy.

Telephone: +64 21 661 792  
Email: [miles.workman@anz.com](mailto:miles.workman@anz.com)



**Henry Russell**  
Economist

Macroeconomic forecasting, economic developments, labour market dynamics, inflation and monetary policy.

Telephone: +64 21 629 553  
Email: [henry.russell@anz.com](mailto:henry.russell@anz.com)



**Natalie Denne**  
PA / Desktop Publisher

Business management, general enquiries, mailing lists, publications, chief economist's diary.

Telephone: +64 21 253 6808  
Email: [natalie.denne@anz.com](mailto:natalie.denne@anz.com)



**Kyle Uerata**  
Economic Statistician

Economic statistics, ANZ proprietary data (including ANZ Business Outlook), data capability and infrastructure.

Telephone: +64 21 633 894  
Email: [kyle.uerata@anz.com](mailto:kyle.uerata@anz.com)



# Important notice

---

Last updated: 20 February 2024

**The opinions and research contained in this document (in the form of text, image, video or audio) are (a) not personal financial advice nor financial advice about any product or service; (b) provided for information only; and (c) general in nature and do not take into account your financial situation or goals.**

This document may be restricted by law in certain jurisdictions. Recipients must observe all relevant restrictions.

**Disclaimer for all jurisdictions:** This document is prepared by ANZ Bank New Zealand Limited (ANZ Centre, 23-29 Albert Street, Auckland 1010, New Zealand). This document is distributed in your country/region by Australia and New Zealand Banking Group Limited (ABN11 005 357 522) (**ANZ**), a company incorporated in Australia or (if otherwise stated), by its subsidiary or branch (herein collectively referred to as **ANZ Group**). The views expressed in it are those of ANZ Economics and Markets Research, an independent research team of ANZ Bank New Zealand Limited.

This document is distributed on the basis that it is only for the information of the specified recipient or permitted user of the relevant website (**recipients**).

This document is solely for informational purposes and nothing in it is intended to be an invitation, solicitation or offer by ANZ Group to sell, or buy, receive or provide any product or service, or to participate in a particular trading strategy.

Distribution of this document to you is only as may be permissible by the laws of your jurisdiction, and is not directed to or intended for distribution or use by recipients resident or located in jurisdictions where its use or distribution would be contrary to those laws or regulations, or in jurisdictions where ANZ Group would be subject to additional licensing or registration requirements. Further, any products and services mentioned in this document may not be available in all countries.

ANZ Group in no way provides any personal financial, legal, taxation or investment advice to you in connection with any product or service discussed in this document. Before making any investment decision, recipients should seek independent financial, legal, tax and other relevant advice having regard to their particular circumstances.

Whilst care has been taken in the preparation of this document and the information contained within is believed to be accurate and made on reasonable grounds on the date it was published, ANZ Group does not represent or warrant the accuracy or completeness of the information. Further, ANZ Group does not accept any responsibility to inform you of any matter that subsequently comes to its notice, which may affect the accuracy of the information in this document.

This document may contain forward looking statements or opinions including statements regarding our intent, belief or current expectations regarding economic and market conditions, financial instruments and credit markets. Such statements are usually predictive in character, may not be accurate once the future becomes known and should not be relied upon when making investment decisions. Past performance is not a reliable indicator of future performance. ANZ does not accept any responsibility to inform you of any revisions to these forward-looking statements to reflect events or circumstances occurring after the date of this document.

Preparation of this document and the opinions expressed in it may involve material elements of subjective judgement and analysis. Unless specifically stated otherwise: they are current on the date of this document and are subject to change without notice; and, all price information is indicative only. Any opinions expressed in this document are subject to change at any time without notice.

ANZ Group does not guarantee the performance of any product mentioned in this document. All investments entail a risk and may result in both profits and losses. Any products and services described in this document may not be suitable for all investors, and transacting in these products or services may be considered risky.

ANZ Group expressly disclaims any responsibility and shall not be liable for any loss, damage, claim, liability, proceedings, cost or expense (**Liability**) arising directly or indirectly and whether in tort (including negligence), contract, equity or otherwise out of or in connection with this document to the extent permissible under relevant law. The contents of this document have not been reviewed by any regulatory body or authority in any jurisdiction.

ANZ Group may have an interest in the subject matter of this document. They may receive fees from customers for dealing in any products or services described in this document, and their staff and introducers of business may share in such fees or remuneration that may be influenced by total sales, at all times received and/or apportioned in accordance with local regulatory requirements. Further, they or their customers may have or have had interests or long or short positions in any products or services described in this document, and may at any time make purchases and/or sales in them as principal or agent, as well as act (or have acted) as a market maker in such products. This document is published in accordance with ANZ Group's policies on conflicts of interest and ANZ Group maintains appropriate information barriers to control the flow of information between businesses within the group.

Your ANZ Group point of contact can assist with any questions about this document including for further information on these disclosures of interest.

**Australia.** ANZ holds an Australian Financial Services licence no. 234527. For a copy of ANZ's Financial Services Guide please [click here](#) or request from your ANZ point of contact.

**Brazil.** This document is distributed on a cross border basis and only following request by the recipient. No securities are being offered or sold in Brazil under this document, and no securities have been and will not be registered with the Securities Commission - CVM.

**Brunei, Japan, Kuwait, Malaysia, Switzerland, Taiwan.** This document is distributed in each of these jurisdictions by ANZ on a cross-border basis.

**Cambodia.** The information contained in this document is confidential and is provided solely for your use upon your request. This does not constitute or form part of an offer or solicitation of any offer to engage services, nor should it or any part of it form the basis of, or be relied in any connection with, any contract or commitment whatsoever. ANZ does not have a licence to undertake banking operations or securities business or similar business, in Cambodia. By requesting financial services from ANZ, you agree, represent and warrant that you are engaging our services wholly outside of Cambodia and subject to the laws of the contract governing the terms of our engagement.

**Canada.** This document is general information only, is intended for institutional use only – not retail, and is not meant to be tailored to the needs and circumstances of any recipient. In addition, this document is not intended to be an offer or solicitation to purchase or sell any security or other financial instrument or to employ a specific investment strategy.

**Chile.** You understand and agree that ANZ is not regulated by Chilean Authorities and that the provision of this document is not subject to any Chilean supervision and is not guaranteed by any regulatory or governmental agency in Chile.

# Important notice

**Fiji.** For Fiji regulatory purposes, this document and any views and recommendations are not to be deemed as investment advice. Fiji investors must seek licensed professional advice should they wish to make any investment in relation to this document.

**Hong Kong.** This document is issued or distributed in Hong Kong by the Hong Kong branch of ANZ, which is registered at the Hong Kong Monetary Authority to conduct Type 1 (dealing in securities), Type 4 (advising on securities) and Type 6 (advising on corporate finance) regulated activities. The contents of this document have not been reviewed by any regulatory authority in Hong Kong. If you are in any doubt about any of the contents of this document, you should obtain independent professional advice.

**India.** If this document is received in India, only you (the specified recipient) may print it provided that before doing so, you specify on it your name and place of printing.

**Israel.** ANZ is not a holder of a licence granted in Israel pursuant to the Regulation of Investment Advising, Investment Marketing and Portfolio Management Law, 1995 ("Investment Advice Law") and does not hold the insurance coverage required of a licensee pursuant to the Investment Advice Law. This publication has been prepared exclusively for Qualified Clients as such term is defined in the First Schedule to the Investment Advice Law. As a prerequisite to the receipt of a copy of this publication a recipient will be required to provide confirmation and evidence that it is a Qualified Client. Nothing in this publication should be considered Investment Advice or Investment Marketing as defined in the Investment Advice Law. Recipients are encouraged to seek competent investment advice from a locally licensed investment adviser prior to making any investment.

**Macau.** Click [here](#) to read the disclaimer for all jurisdictions in Mandarin. 澳门. 点击[此处](#)阅读所有司法管辖区的免责声明的中文版。

**Myanmar.** This document is intended to be general and part of ANZ's customer service and marketing activities when implementing its functions as a licensed bank. This document is not Securities Investment Advice (as that term is defined in the Myanmar Securities Transaction Law 2013).

**New Zealand.** This document is distributed in New Zealand by ANZ Bank New Zealand Limited. The material is for information purposes only and is not financial advice about any product or service. We recommend you seek advice about your financial situation and goals before acquiring or disposing of (or not acquiring or disposing of) a financial product.

**Oman.** ANZ neither has a registered business presence nor a representative office in Oman and does not undertake banking business or provide financial services in Oman. Consequently ANZ is not regulated by either the Central Bank of Oman (**CBO**) or Oman's Capital Market Authority (**CMA**). The information contained in this document is for discussion purposes only and neither constitutes an offer of securities in Oman as contemplated by the Commercial Companies Law of Oman (Royal Decree 4/74) or the Capital Market Law of Oman (Royal Decree 80/98), nor does it constitute an offer to sell, or the solicitation of any offer to buy non-Omani securities in Oman as contemplated by Article 139 of the Executive Regulations to the Capital Market Law (issued vide CMA Decision 1/2009). ANZ does not solicit business in Oman and the only circumstances in which ANZ sends information or material describing financial products or financial services to recipients in Oman, is where such information or material has been requested from ANZ and the recipient understands, acknowledges and agrees that this document has not been approved by the CBO, the CMA or any other regulatory body or authority in Oman. ANZ does not market, offer, sell or distribute any financial or investment products or services in Oman and no subscription to any securities, products or financial services may or will be consummated within Oman. Nothing contained in this document is intended to constitute Omani investment, legal, tax, accounting or other professional advice.

**People's Republic of China (PRC).** This document may be distributed by either ANZ or Australia and New Zealand Bank (China) Company Limited (**ANZ China**). Recipients must comply with all applicable laws and regulations of PRC, including any prohibitions on speculative transactions and CNY/CNH arbitrage trading. If this document is distributed by ANZ or an Affiliate (other than ANZ China), the following statement and the text below is applicable: No action has been taken by ANZ or any affiliate which would permit a public offering of any products or services of such an entity or distribution or re-distribution of this document in the PRC. So, the products and services of such entities are not being offered or sold within the PRC by means of this document or any other document. This document may not be distributed, re-distributed or published in the PRC, except under circumstances that will result in compliance with any applicable laws and regulations. If and when the material accompanying this document relates to the products and/or services of ANZ China, the following statement and the text below is applicable: This document is distributed by ANZ China in the Mainland of the PRC.

**Peru.** The information contained in this document has not been, and will not be, registered with or approved by the Peruvian Superintendency of the Securities Market (Superintendencia del Mercado de Valores, **SMV**) or the Lima Stock Exchange (Bolsa de Valores de Lima, **BVL**) or under the Peruvian Securities Market Law (Legislative Decree 6 861), and will not be subject to Peruvian laws applicable to public offerings in Peru. To the extent this information refers to any securities or interests, it should be noted the securities or interests may not be offered or sold in Peru, except if (i) such securities or interests were previously registered with the Peruvian Superintendency of the Securities Market, or (ii) such offering is considered a private offering in Peru under the securities laws and regulation of Peru.

**Qatar.** This document has not been, and will not be:

- lodged or registered with, or reviewed or approved by, the Qatar Central Bank (**QCB**), the Qatar Financial Centre (**QFC**) Authority, QFC Regulatory Authority or any other authority in the State of Qatar (**Qatar**); or
- authorised or licensed for distribution in Qatar, and the information contained in this document does not, and is not intended to, constitute a public offer or other invitation in respect of securities in Qatar or the QFC.

The financial products or services described in this document have not been, and will not be:

- registered with the QCB, QFC Authority, QFC Regulatory Authority or any other governmental authority in Qatar; or
- authorised or licensed for offering, marketing, issue or sale, directly or indirectly, in Qatar.

Accordingly, the financial products or services described in this document are not being, and will not be, offered, issued or sold in Qatar, and this document is not being, and will not be, distributed in Qatar. The offering, marketing, issue and sale of the financial products or services described in this document and distribution of this document is being made in, and is subject to the laws, regulations and rules of, jurisdictions outside of Qatar and the QFC. Recipients of this document must abide by this restriction and not distribute this document in breach of this restriction. This document is being sent/issued to a limited number of institutional and/or sophisticated investors (i) upon their request and confirmation that they understand the statements above; and (ii) on the condition that it will not be provided to any person other than the original recipient, and is not for general circulation and may not be reproduced or used for any other purpose.

**Singapore.** To the extent that this document contains any statements of opinion and/or recommendations related to an investment product or class of investment product (as defined in the Financial Advisers Act 2001), this document is distributed in Singapore by ANZ solely for the information of "accredited investors", "expert investors" or (as the case may be) "institutional investors" (each term as defined in the Securities and Futures Act 2001 of Singapore). ANZ is licensed in Singapore under the Banking Act 1970 of Singapore and is exempted from holding a financial adviser's licence under Section 23(1)(a) of the Financial Advisers Act 2001 of Singapore. In respect of any matters arising from, or in connection with, the distribution of this document in Singapore, please speak to your usual ANZ contact in Singapore.

## Important notice

---

**United Arab Emirates (UAE).** This document is distributed in the UAE or the Dubai International Financial Centre (**DIFC**) (as applicable) by ANZ. This document does not, and is not intended to constitute: (a) an offer of securities anywhere in the UAE; (b) the carrying on or engagement in banking, financial and/or investment consultation business in the UAE under the rules and regulations made by the Central Bank of the UAE, the Emirates Securities and Commodities Authority or the UAE Ministry of Economy; (c) an offer of securities within the meaning of the Dubai International Financial Centre Markets Law (**DIFCML**) No. 12 of 2004; and (d) a financial promotion, as defined under the DIFCML No. 1 of 200. ANZ DIFC Branch is regulated by the Dubai Financial Services Authority (**DFSA**). The financial products or services described in this document are only available to persons who qualify as "Professional Clients" or "Market Counterparty" in accordance with the provisions of the DFSA rules.

**United Kingdom.** This document is distributed in the United Kingdom by Australia and New Zealand Banking Group Limited (**ANZ**) solely for the information of persons who would come within the Financial Conduct Authority (**FCA**) definition of "eligible counterparty" or "professional client". It is not intended for and must not be distributed to any person who would come within the FCA definition of "retail client". Nothing here excludes or restricts any duty or liability to a customer which ANZ may have under the UK Financial Services and Markets Act 2000 or under the regulatory system as defined in the Rules of the Prudential Regulation Authority (**PRA**) and the FCA. ANZ considers this document to constitute an Acceptable Minor Non-Monetary Benefits (**AMNMB**) under the relevant inducement rules of the FCA. ANZ is authorised in the United Kingdom by the PRA and is subject to regulation by the FCA and limited regulation by the PRA. Details about the extent of our regulation by the PRA are available from us on request.

**United States.** Except where this is a FX-related document, this document is distributed in the United States by ANZ Securities, Inc. (**ANZ SI**) which is a member of the Financial Regulatory Authority (**FINRA**) ([www.finra.org](http://www.finra.org)) and registered with the SEC. ANZSI's address is 277 Park Avenue, 31st Floor, New York, NY 10172, USA (Tel: +1 212 801 9160 Fax: +1 212 801 9163). ANZSI accepts responsibility for its content. Information on any securities referred to in this document may be obtained from ANZSI upon request. This document or material is intended for institutional use only – not retail. If you are an institutional customer wishing to effect transactions in any securities referred to in this document you must contact ANZSI, not its affiliates. ANZSI is authorised as a broker-dealer only for institutional customers, not for US Persons (as "US person" is defined in Regulation S under the US Securities Act of 1933, as amended) who are individuals. If you have registered to use our website or have otherwise received this document and are a US Person who is an individual: to avoid loss, you should cease to use our website by unsubscribing or should notify the sender and you should not act on the contents of this document in any way. Non-U.S. analysts may not be associated persons of ANZSI and therefore may not be subject to FINRA Rule 2242 restrictions on communications with the subject company, public appearances and trading securities held by the analysts. Where this is a FX-related document, it is distributed in the United States by ANZ's New York Branch, which is also located at 277 Park Avenue, 31st Floor, New York, NY 10172, USA (Tel: +1 212 801 916 0 Fax: +1 212 801 9163).

**Vietnam.** This document is distributed in Vietnam by ANZ or ANZ Bank (Vietnam) Limited, a subsidiary of ANZ.