

New Zealand Weekly Data Wrap

12 September 2025

This is not personal advice. It does not consider your financial situation or goals. Refer to the Important Notice at the end of this document.



Contact us
See [page 5](#).

ANZ Proprietary data

Check out our latest releases below

- [ANZ Business Outlook: August 2025](#)
- [ANZ-Roy Morgan Consumer Confidence: August 2025](#)
- [ANZ Truckometer: August 2025](#)
- [ANZ Commodity Price Index: August 2025](#)
- [ANZ NZ Merchant and Card Spending: August 2025](#)

Key forecasts and rates

Our forecasts can be found on [page 4](#).

Confused by acronyms or jargon?
See a glossary [here](#).

Update subscription preferences at www.research.anz.com

Listen to our daily [podcast](#)



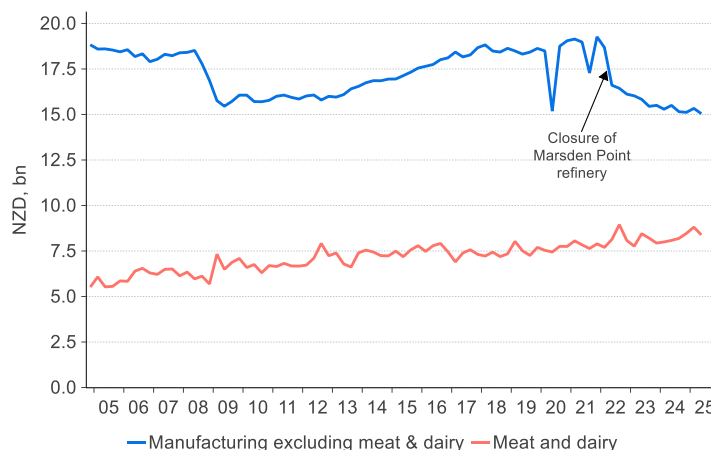
Farewelling the Q2 slump

Overview: GDP data out next week is expected to show the economy contracted in Q2, with manufacturing and construction showing particular weakness. As is always the case though, the GDP data are dated, covering a period nearly three months in the past. Timelier indicators have been trending upwards from weak starting points, though not in full unison. This week saw electronic card transactions, net migration and the new orders sub-component of the PMI land on the stronger side of the ledger, while a weak production sub-component in the PMI showed the here-and-now remains challenging for manufacturers. International travel was also stronger in July, though there are decent odds this yet proves to be monthly volatility.

Q2 GDP data next week expected to show the economy contracted: We've [pencilled in a 0.4% q/q contraction](#) for the economy in Q2, slightly weaker than the RBNZ's August MPS forecast of a 0.3% contraction. Although there is still some patchiness in forward indicators, they have broadly improved, suggesting the economy has returned to growth in Q3. This should prevent the economy from experiencing two quarters of decline (a technical recession). Unexpectedly weak growth at a time when the economy was already operating with spare capacity was a key reason why the RBNZ pivoted to signalling two further 25bp cuts to the OCR at the August MPS. Growth in line with – or weaker than – its -0.3% q/q forecast would reinforce this stance. A stronger print could challenge it but would still need to be squared with weakness in the broader suite of data. The weight the RBNZ puts on any surprise to headline GDP will also depend on the underlying details.

Manufacturing activity slid in Q2: Manufacturing sales volumes fell 2.9% q/q in Q2, more than reversing the 2.4% increase in Q1 and contributing to our expectation that GDP declined in the quarter. The majority of the quarterly decline in manufacturing was accounted for by reduced dairy and meat manufacturing. Slaughter was down in the quarter, but we put much of this down to quarterly volatility related to timing. Taking a longer-term view, the slight upward trend in meat and dairy manufacturing remains intact (figure 1). Some of the decline in Q2 manufacturing was also driven by non-food industries, particularly metal products, potentially related to renewed weakness in building activity. Non-food manufacturing has been in steady decline for several years, even after accounting for the impact of the closure of Marsden Point refinery in 2022. And sharply higher energy costs won't help. Structural factors aside, indicators of improved economic activity since mid-year should support manufacturing activity going forward.

Figure 1: Manufacturing sales volumes



Source: BusinessNZ, Stats NZ, Macrobond, ANZ Research

NZ Economic News

ANZ's latest data releases, forecast updates and insights

- [NZ Agri Focus: glass half full](#)
- [NZ Property Focus: a subdued winter](#)
- [NZ Economic Overview: delayed, but not derailed](#)
- [RBNZ MPS Review: 25bp cut; dovish pivot](#)
- [NZ REINZ housing data: another fall](#)
- [NZ labour market: labour demand on the skids](#)
- [NZ Insight: labour hoarding and monetary policy](#)
- [NZ Property Focus: investigating rising council rates – where to from here?](#)
- [NZ Agri Insight: NZ milk production off to a strong start](#)
- [NZ CPI Review: could have been worse](#)
- [RBNZ MPR Review: pause, but ready to ease further, data permitting](#)
- [NZIER QSBO: sputtering](#)
- [NZ Property Focus: when supply meets demand](#)
- [NZ GDP: decent growth in Q1 but at risk of stalling](#)
- [NZ Economic Outlook: walking a tightrope](#)
- [NZ Property Focus: slow and steady](#)
- [RBNZ MPS Review: A 25bp cut delivered; OCR track bottoms at 2.85%](#)
- [NZ Budget 2025: much as advertised](#)
- [NZ Forecast Update: milk price revised up to \\$10/kgMS this season and next](#)
- [NZ labour market: when labour supply meets demand](#)
- [NZ Property Focus: a quick look over the neighbour's fence](#)
- [NZ CPI Review: nothing much to see here](#)
- [NZIER QSBO: no hurdle to ongoing cuts](#)
- [NZ 2024 HYEFU: staying the course amid choppy seas](#)
- [NZ Insight: fiscal musings](#)
- [NZ Insight: playing by the rules?](#)
- [NZ Carbon Market: Emissions Trading Scheme settings](#)

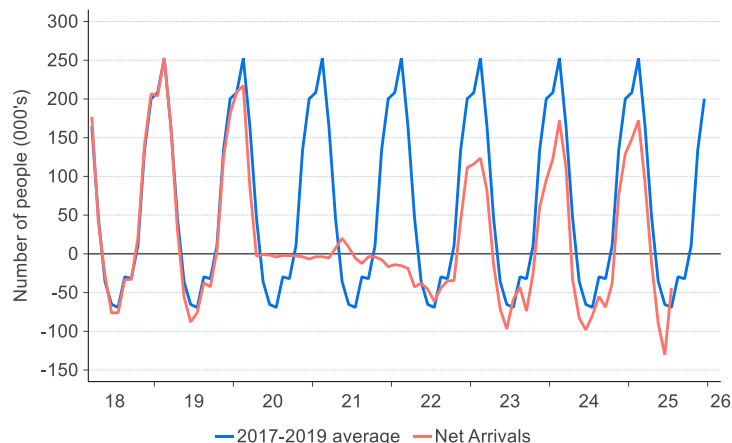
Click [here](#) for more.

Mixed signals in the manufacturing PMI: The headline PMI fell back to 49.9 in August, putting it back around the breakeven level of 50 that signals the industry is neither expanding nor contracting. This reversed much of the increase in prior months that had taken it from the high 40s up to 52.8. However, the sub-components presented a less grim picture than the headline figure. Production was the weakest sub-component, dropping 6.7 points to 46.6, showing that the here-and-now remains tough for manufacturers. In contrast, new orders came in at 55.5, holding onto its gains from recent months, and continuing to point to better times ahead as orders convert into production.

Net migration finds a floor: Migration data showed around a net 2,000 people entering the country in each of June and July, above the average over the past year of around 1,000 per month. While this remains below the 10-year average of 4,000 per month, it suggests net migration has found a floor. This aligns with job growth resuming in Q3 after going backwards in Q2. However, in annual terms, net emigration of New Zealand citizens reached a record high of 47,600 in July, while immigration of non-New Zealand citizens remains well off its peak.

More tourists arrive and fewer kiwis holiday abroad in July: The number of international visitors ticked up to 93% of its 2019 level in July, reaching the top end of the 82-93% range it's held over the past year. At the same time, the number of New Zealand visitor departures in July was low by recent standards (part of which is likely due to earlier than usual school holidays this year pushing departures forward to June). Nonetheless, together this saw the number of net arrivals (overseas arrivals less kiwis holidaying abroad) land on the high side for July (figure 2). While we haven't yet reached the start of the important summer ramp-up, and traveller arrivals are volatile month-to-month, this data suggest net tourism exports got off to a stronger start in Q3.

Figure 2: Monthly net arrivals (arrivals of overseas tourists less New Zealand travellers departing abroad)



Source: Stats NZ, Macrobond, ANZ Research

Card transactions values show gradually rising household spending: Total electronic card transactions increased 0.4% m/m in August, continuing the slow but steady increase foreshadowed by our own [ANZ card spending data](#). Card spending can hardly be described as strong with total transaction values still down 0.5% y/y, but they have now increased a total of 1.3% since the low point in April this year. Spending has been increasing across most industries, particularly consumables, hospitality, apparel, and non-retail transactions. Some of that will be price increases, but the broadening across industries is a promising sign for household consumption.

Truckometer continues to trend upwards: The [ANZ Truckometer](#) also suggests Q3 is going better than Q2 did. The Light Traffic Index rose 1.0% in August and is 1.5% higher than a year ago. The more volatile Heavy Traffic Index fell 1.3% in the month, but is still up 2.6% y/y.

Data calendar

What's coming up in the months ahead.

Date	Data/event
Mon 15 Sep (10:30am)	Performance Services Index – Aug
Tue 16 Sep (10:45am)	Selected Price Indexes – Aug
Wed 17 Sep (early am)	Global Dairy Trade auction
Wed 17 Sep (10:45am)	Balance of Payments – Q2
Thu 18 Sep (10:45am)	GDP – Q2
Fri 19 Sep (10:45am)	Merchandise Trade – Aug
Fri 26 Sep (10:00am)	ANZ-RM Consumer Confidence – Sep
Mon 29 Sep (10:45am)	Employment Indicators – Aug
Tue 30 Sep (1:00pm)	ANZ Business Outlook – Sep
Tue 30 Sep (3:00pm)	RBNZ Mortgage Lending - Aug
Wed 1 Oct (10:45am)	Building Permits – Aug
Mon 6 Oct (1:00pm)	ANZ Commodity Price Index – Sep
Wed 8 Oct (early am)	Global Dairy Trade auction
Wed 8 Oct (2:00pm)	RBNZ MPR
Fri 10 Oct (10:00am)	ANZ Truckometer – Sep
Fri 10 Oct (10:30am)	BusinessNZ Manuf PMI – Sep
Mon 13 Oct (10:30am)	Performance Services Index – Sep
Mon 13 Oct (10:45am)	Net Migration – Aug
Tue 14 Oct (10:45am)	Electronic Card Transactions – Sep
Thu 16 Oct (10:45am)	Selected Price Indexes – Sep
Mon 20 Oct (10:45am)	CPI – Q3
Tue 21 Oct (10:45am)	Merchandise Trade – Sep
Wed 22 Oct (early am)	Global Dairy Trade auction
Tue 28 Oct (10:45am)	Employment Indicators – Sep
Thu 30 Oct (1:00pm)	ANZ Business Outlook – Oct
Fri 31 Oct (10:00am)	ANZ-RM Consumer Confidence – Oct
Fri 31 Oct (3:00pm)	RBNZ Mortgage Lending – Sep
Mon 3 Nov (10:45am)	Building Permits – Sep
Wed 5 Nov (early am)	Global Dairy Trade auction
Wed 5 Nov (10:45am)	Labour Market – Q3
Wed 5 Nov (1:00pm)	ANZ Commodity Price Index – Oct
Tue 11 Nov (10:00am)	ANZ Truckometer – Oct
Tue 11 Nov (3:00pm)	RBNZ 2Yr Inflation Expectations – Q4

Interest rate markets

Global bond yields drifted lower this week, led by the US, with markets seeing a Fed cut next week as locked in. With [27bp of cuts now priced in](#), the debate has shifted away from “will they or won’t they?” to “will it be a 25bp or a 50bp cut?” Softening US labour market data have been the driving force behind shifting expectations, alongside further gravitation to the view that while US inflation is high at the moment, tariff impacts are likely to be transitory. We concur; while we have been calling for a September Fed cut for some time, we now expect that to be the start of a string of five consecutive cuts (versus three previously), taking the target range for the federal funds rate to a 3.00% – 3.25% range, versus the current 4.25% – 4.50% range. US and global moves have helped pull local interest rates down, flattening yield curves, which many borrowers will welcome. But we remain guarded with respect to the long-term structural outlook for bond yields, mindful of widespread concerns about fiscal (un)sustainability and central bank independence.

FX markets

The Kiwi ratcheted higher this week and has now recovered its losses seen in the wake of the RBNZ’s dovish pivot last month, plus some. In our view, the main driver has been the narrowing of rate differentials between the NZD and the USD, as further Fed easing has been priced in. Our modelling of global FX drivers suggests we are in a robust growth and “risk-on” environment. That normally sees outperformance in cyclical currencies like the AUD and NZD, underscoring our forecast for mild kiwi strength over coming quarters. Near term, the focus is on Q2 GDP next week, where we expect a 0.4% q/q fall. In a speech this week, RBNZ Governor Hawkesby noted that while the RBNZ’s projections point to the OCR falling to 2.5% by year-end, the pace at which rates are reduced will depend on the evolution of data. Should Q2 GDP surprise on the upside, easing expectations may be pared, given recent activity indicators are improving. That would be NZD supportive, especially on the crosses. Technically, a breach of 0.60 would open the door to further upside testing 0.6060, the 24 July high.

The week ahead

Performance of Services Index – August (Monday 15 September, 10:30am).

The PSI lifted further to 48.9 in July from a low of 44.3 in May. It is likely to trend higher, but like the PMI, this might be a bumpy path.

REINZ House Prices – August (Tuesday 16 September, 9:00am). The seasonally adjusted REINZ house price index fell 0.3% and 0.5% in the last two months, respectively. Seasonality typically adds to headline house price growth from August to November, but after stripping this out, another month of flat to falling prices seems likely for August.

Selected Price Indexes – August (Tuesday 16 September, 10:45am). A small rise in food prices (+0.3% m/m) and rents (+0.1% m/m), a small dip in petrol prices (-0.6% m/m), seasonal weakness in airfares and domestic accommodation (payback from school holiday demand in July) and a little more strength in electricity and gas prices than is typical this time of year are expected to net out as a 0.2% m/m fall in our weighted SPI index.

Global Dairy Trade Auction (Wednesday 17 September, early am). After a 4.3% fall at the previous auction in early September, we expect a less volatile auction next week. Butter and AMF prices are likely to continue weakening, but the milk powders should hold steady.

Balance of Payments – Q2 (Wednesday 17 September, 10:45am). We expect the current account deficit to narrow 0.4%pts to 4.7% of GDP. See our [Preview](#).

GDP – Q2 (Thursday 18 September, 10:45am). We expect the economy contracted 0.4% q/q. See our [Preview](#).

Overseas Merchandise Trade – August (Friday 19 September, 10:45am). We expect the annual trade deficit to narrow for another month or two as large monthly deficits from a year ago drop out of the annual calculation, before stabilising and gradually widening thereafter.

Key Forecasts and Rates

FX rates	Actual					Forecast (end month)			
	Jul-25	Aug-25	Today	Sep-25	Dec-25	Mar-26	Jun-26	Sep-26	Dec-26
NZD/USD	0.590	0.589	0.598	0.610	0.620	0.630	0.630	0.640	0.640
NZD/AUD	0.916	0.901	0.897	0.924	0.925	0.926	0.926	0.928	0.928
NZD/EUR	0.516	0.505	0.509	0.517	0.517	0.521	0.516	0.520	0.516
NZD/JPY	88.5	86.7	88.0	86.6	85.6	85.7	84.4	84.5	83.2
NZD/GBP	0.446	0.437	0.440	0.445	0.446	0.450	0.447	0.451	0.448
NZ\$ TWI	68.8	68.0	68.6	70.3	71.1	71.7	71.4	72.0	71.6
Interest rates									
	Jul-25	Aug-25	Today	Sep-25	Dec-25	Mar-26	Jun-26	Sep-26	Dec-26
NZ OCR	3.25	3.00	3.00	3.00	2.50	2.50	2.50	2.50	2.50
NZ 90 day bill	3.20	3.01	2.98	2.70	2.62	2.62	2.62	2.62	2.82
NZ 2-yr swap	3.16	2.87	2.85	2.84	2.80	2.90	2.98	3.04	3.15
NZ 10-yr bond	4.51	4.35	4.26	4.40	4.40	4.40	4.40	4.40	4.40

Economic forecasts

	Mar-25	Jun-25	Sep-25	Dec-25	Mar-26	Jun-26	Sep-26	Dec-26	Mar-27
GDP (% qoq)	0.8	-0.4	<i>Under review</i>						
GDP (% yoy)	-0.7	-0.1							
CPI (% qoq)	0.9	0.5	1.0	0.4	0.2	0.3	0.8	0.4	0.4
CPI (% yoy)	2.5	2.7	3.0	2.9	2.2	1.9	1.7	1.7	1.8
Employment (% qoq)	0.0	-0.1	0.2	0.4	0.5	0.6	0.6	0.6	0.6
Employment (% yoy)	-0.7	-0.9	-0.1	0.5	1.0	1.7	2.1	2.3	2.4
Unemployment Rate (% sa)	5.1	5.2	5.3	5.2	5.1	4.9	4.8	4.6	4.5

Figures in bold are forecasts. mom: Month-on-Month; qoq: Quarter-on-Quarter; yoy: Year-on-Year. Click [here](#) for full ANZ forecasts

Figure 3. GDP level

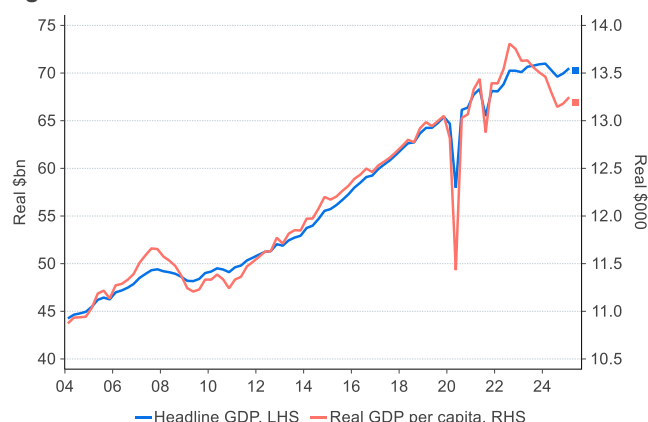


Figure 4. CPI inflation measures

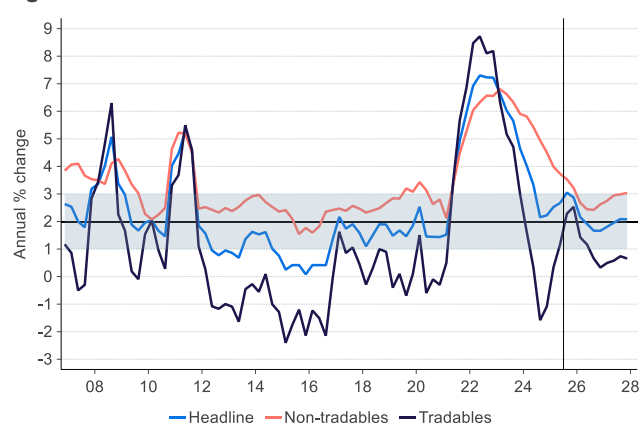
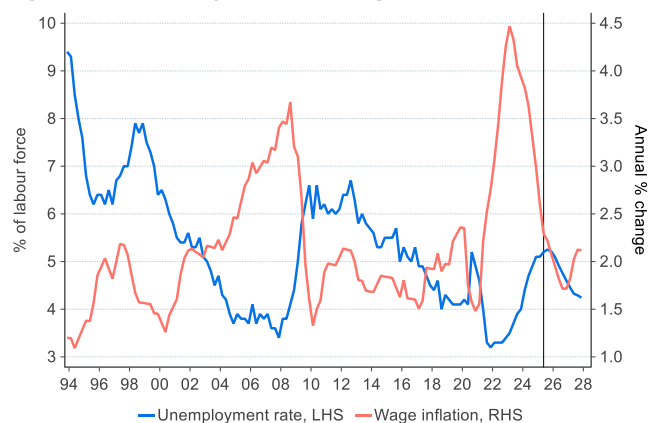


Figure 5. OCR forecast



Figure 6. Unemployment and wage inflation



Source: Stats NZ, RBNZ, ICAP, Bloomberg, Macrobond, ANZ Research

Meet the team

We welcome your questions and feedback. Click [here](#) for more information about our team.



Sharon Zollner

Chief Economist, New Zealand

Telephone: +64 9 357 4094

Email: sharon.zollner@anz.com

General enquiries:

research@anz.com

Update your subscription

www.research.anz.com



David Croy

Senior Strategist

Market developments, interest rates, FX, unconventional monetary policy, liaison with market participants.

Telephone: +64 4 576 1022

Email: david.croy@anz.com



Matthew Dilly

Agricultural Economist

Primary industry developments and outlook, structural change and regulation, liaison with industry.

Telephone: +64 21 221 6939

Email: matthew.dilly@anz.com



Miles Workman

Senior Economist

Macroeconomic forecast co-ordinator, economic developments, labour market dynamics, inflation, fiscal and monetary policy.

Telephone: +64 21 661 792

Email: miles.workman@anz.com



Matthew Galt

Senior Economist

Macroeconomic forecasting, economic developments, GDP, housing and credit dynamics.

Telephone: +64 21 633 469

Email: matthew.galt@anz.com



Kyle Uerata

Economic Statistician

Economic statistics, ANZ proprietary data (including ANZ Business Outlook), data capability and infrastructure.

Telephone: +64 21 633 894

Email: kyle.uerata@anz.com



Natalie Denne

PA / Desktop Publisher

Business management, general enquiries, mailing lists, publications, chief economist's diary.

Telephone: +64 21 221 7438

Email: natalie.denne@anz.com

Important Notice

Last updated: 18 June 2025

The opinions and research contained in this document (in the form of text, image, video or audio) are (a) not personal financial advice nor financial advice about any product or service; (b) provided for information only; and (c) general in nature and do not take into account your financial situation or goals.

This document may be restricted by law in certain jurisdictions. Recipients must observe all relevant restrictions.

Disclaimer for all jurisdictions: This document is prepared by ANZ Bank New Zealand Limited (ANZ Centre, 23-29 Albert Street, Auckland 1010, New Zealand). This document is distributed in your country/region by Australia and New Zealand Banking Group Limited (ABN11 005 357 522) (**ANZ**), a company incorporated in Australia or (if otherwise stated), by its subsidiary or branch (herein collectively referred to as **ANZ Group**). The views expressed in it are those of ANZ Economics and Markets Research, an independent research team of ANZ Bank New Zealand Limited.

This document is distributed on the basis that it is only for the information of the specified recipient or permitted user of the relevant website (**recipients**).

This document is solely for informational purposes and nothing in it is intended to be an invitation, solicitation or offer by ANZ Group to sell, or buy, receive or provide any product or service, or to participate in a particular trading strategy.

Distribution of this document to you is only as may be permissible by the laws of your jurisdiction, and is not directed to or intended for distribution or use by recipients resident or located in jurisdictions where its use or distribution would be contrary to those laws or regulations, or in jurisdictions where ANZ Group would be subject to additional licensing or registration requirements. Further, any products and services mentioned in this document may not be available in all countries.

ANZ Group in no way provides any personal financial, legal, taxation or investment advice to you in connection with any product or service discussed in this document. Before making any investment decision, recipients should seek independent financial, legal, tax and other relevant advice having regard to their particular circumstances.

Whilst care has been taken in the preparation of this document and the information contained within is believed to be accurate and made on reasonable grounds on the date it was published, ANZ Group does not represent or warrant the accuracy or completeness of the information. Further, ANZ Group does not accept any responsibility to inform you of any matter that subsequently comes to its notice, which may affect the accuracy of the information in this document.

This document may contain forward looking statements or opinions including statements regarding our intent, belief or current expectations regarding economic and market conditions, financial instruments and credit markets. Words such as 'forecast', 'anticipate', 'likely', 'unlikely', 'believe', 'expect', 'may', 'probability', 'risk', 'will', 'seek', 'would', 'could', 'should' and similar expressions, are intended to identify forward-looking statements or opinions. Such statements are usually predictive in character, subject to assumptions that may prove inaccurate or unknown risks and uncertainties, and should not be relied upon when making investment decisions. Past performance is not a reliable indicator of future performance. ANZ does not accept any responsibility to inform you of any revisions to these forward-looking statements to reflect events or circumstances occurring after the date of this document.

Preparation of this document and the opinions expressed in it may involve material elements of subjective judgement and analysis. Unless specifically stated otherwise: they are current on the date of this document and are subject to change without notice; and, all price information is indicative only. Any opinions expressed in this document are subject to change at any time without notice.

This document may contain climate-related statements, such as climate-related risks and opportunities, goals and ambitions, scenarios and projections. Where present, such content is subject to significant uncertainty and risk, and may ultimately prove to be incorrect, inaccurate or incomplete.

ANZ Group does not guarantee the performance of any product mentioned in this document. All investments entail a risk and may result in both profits and losses. Any products and services described in this document may not be suitable for all investors, and transacting in these products or services may be considered risky.

ANZ Group expressly disclaims any responsibility and shall not be liable for any loss, damage, claim, liability, proceedings, cost or expense (**Liability**) arising directly or indirectly and whether in tort (including negligence), contract, equity or otherwise (including infringement of any third party rights) out of or in connection with this document and your use of it to the extent permissible under relevant law. The contents of this document have not been reviewed by any regulatory body or authority in any jurisdiction.

ANZ Group may have an interest in the subject matter of this document. They may receive fees from customers for dealing in any products or services described in this document, and their staff and introducers of business may share in such fees or remuneration that may be influenced by total sales, at all times received and/or apportioned in accordance with local regulatory requirements. Further, they or their customers may have or have had interests or long or short positions in any products or services described in this document, and may at any time make purchases and/or sales in them as principal or agent, as well as act (or have acted) as a market maker in such products. This document is published in accordance with ANZ Group's policies on conflicts of interest and ANZ Group maintains appropriate information barriers to control the flow of information between businesses within the group.

Your ANZ Group point of contact can assist with any questions about this document including for further information on these disclosures of interest.

Australia. ANZ holds an Australian Financial Services licence no. 234527. For a copy of ANZ's Financial Services Guide please [click here](#) or request from your ANZ point of contact.

Brazil. This document is distributed on a cross border basis and only following request by the recipient. No securities are being offered or sold in Brazil under this document, and no securities have been and will not be registered with the Securities Commission - CVM.

Brunei, Japan, Kuwait, Malaysia, Switzerland, Taiwan. This document is distributed in each of these jurisdictions by ANZ on a cross-border basis.

Cambodia. The information contained in this document is confidential and is provided solely for your use upon your request. This does not constitute or form part of an offer or solicitation of any offer to engage services, nor should it or any part of it form the basis of, or be relied in any connection with, any contract or commitment whatsoever. ANZ does not have a licence to undertake banking operations or securities business or similar business, in Cambodia. By requesting financial services from ANZ, you agree, represent and warrant that you are engaging our services wholly outside of Cambodia and subject to the laws of the contract governing the terms of our engagement.

Canada. This document is provided for general information purposes only. It is intended solely for use by institutional or otherwise sophisticated clients and prospective clients, and is not intended for retail investors or the general public. It is not tailored to the needs and circumstances of any recipient, nor is it intended as an offer or solicitation to purchase or sell any security or financial instrument or to employ any specific investment strategy. If you are not an institutional client, prospective institutional client, or a permitted client (as defined under Canadian securities law), you should not rely on or act upon the information contained herein.

Chile. You understand and agree that ANZ is not regulated by Chilean Authorities and that the provision of this document is not subject to any Chilean supervision and is not guaranteed by any regulatory or governmental agency in Chile.

Fiji. For Fiji regulatory purposes, this document and any views and recommendations are not to be deemed as investment advice. Fiji investors must seek licensed professional advice should they wish to make any investment in relation to this document.

Hong Kong. This document is issued or distributed in Hong Kong by the Hong Kong branch of ANZ, which is registered at the Hong Kong Monetary Authority to conduct Type 1 (dealing in securities), Type 4 (advising on securities) and Type 6 (advising on corporate finance) regulated activities. The contents of this document have not been reviewed by any regulatory authority in Hong Kong. If you are in any doubt about any of the contents of this document, you should obtain independent professional advice.

India. If this document is received in India, only you (the specified recipient) may print it provided that before doing so, you specify on it your name and place of printing.

Israel. ANZ is not a holder of a licence granted in Israel pursuant to the Regulation of Investment Advising, Investment Marketing and Portfolio Management Law, 1995 ("Investment Advice Law") and does not hold the insurance coverage required of a licensee pursuant to the Investment Advice Law. This publication has been prepared exclusively for Qualified Clients as such term is defined in the First Schedule to the Investment Advice Law. As a prerequisite to the receipt of a copy of this publication a recipient will be required to provide confirmation and evidence that it is a Qualified Client. Nothing in this publication should be considered Investment Advice or Investment Marketing as defined in the Investment Advice Law. Recipients are encouraged to seek competent investment advice from a locally licensed investment adviser prior to making any investment.

Macau. Click [here](#) to read the disclaimer for all jurisdictions in Mandarin. 澳门. 点击[此处](#)阅读所有司法管辖区的免责声明的中文版。

Myanmar. This document is intended to be general and part of ANZ's customer service and marketing activities when implementing its functions as a licensed bank. This document is not Securities Investment Advice (as that term is defined in the Myanmar Securities Transaction Law 2013).

New Zealand. This document is distributed in New Zealand by ANZ Bank New Zealand Limited. The material is for information purposes only and is not financial advice about any product or service. We recommend you seek advice about your financial situation and goals before acquiring or disposing of (or not acquiring or disposing of) a financial product.

Oman. ANZ neither has a registered business presence nor a representative office in Oman and does not undertake banking business or provide financial services in Oman. Consequently, ANZ is not regulated by either the Central Bank of Oman (CBO) or Oman's Capital Market Authority (CMA). The information contained in this document is for discussion purposes only and neither constitutes an offer of securities in Oman as contemplated by the Commercial Companies Law of Oman (Royal Decree 4/74) or the Capital Market Law of Oman (Royal Decree 80/98), nor does it constitute an offer to sell, or the solicitation of any offer to buy non-Omani securities in Oman as contemplated by Article 139 of the Executive Regulations to the Capital Market Law (issued vide CMA Decision 1/2009). ANZ does not solicit business in Oman and the only circumstances in which ANZ sends information or material describing financial products or financial services to recipients in Oman, is where such information or material has been requested from ANZ and the recipient understands, acknowledges and agrees that this document has not been approved by the CBO, the CMA or any other regulatory body or authority in Oman. ANZ does not market, offer, sell or distribute any financial or investment products or services in Oman and no subscription to any securities, products or financial services may or will be consummated within Oman. Nothing contained in this document is intended to constitute Omani investment, legal, tax, accounting or other professional advice.

People's Republic of China (PRC). This document may be distributed by either ANZ or Australia and New Zealand Bank (China) Company Limited (**ANZ China**). Recipients must comply with all applicable laws and regulations of PRC, including any prohibitions on speculative transactions and CNY/CNH arbitrage trading. If this document is distributed by ANZ or an Affiliate (other than ANZ China), the following statement and the text below is applicable: No action has been taken by ANZ or any affiliate which would permit a public offering of any products or services of such an entity or distribution or re-distribution of this document in the PRC. So, the products and services of such entities are not being offered or sold within the PRC by means of this document or any other document. This document may not be distributed, re-distributed or published in the PRC, except under circumstances that will result in compliance with any applicable laws and regulations. If and when the material accompanying this document relates to the products and/or services of ANZ China, the following statement and the text below is applicable: This document is distributed by ANZ China in the Mainland of the PRC.

Peru. The information contained in this document has not been, and will not be, registered with or approved by the Peruvian Superintendency of the Securities Market (Superintendencia del Mercado de Valores, **SMV**) or the Lima Stock Exchange (Bolsa de Valores de Lima, **BVL**) or under the Peruvian Securities Market Law (Legislative Decree 6 861), and will not be subject to Peruvian laws applicable to public offerings in Peru. To the extent this information refers to any securities or interests, it should be noted the securities or interests may not be offered or sold in Peru, except if (i) such securities or interests were previously registered with the Peruvian Superintendency of the Securities Market, or (ii) such offering is considered a private offering in Peru under the securities laws and regulation of Peru.

Qatar. This document has not been, and will not be:

- lodged or registered with, or reviewed or approved by, the Qatar Central Bank (QCB), the Qatar Financial Centre (QFC) Authority, QFC Regulatory Authority or any other authority in the State of Qatar (Qatar); or
- authorised or licensed for distribution in Qatar, and the information contained in this document does not, and is not intended to, constitute a public offer or other invitation in respect of securities in Qatar or the QFC.

The financial products or services described in this document have not been, and will not be:

- registered with the QCB, QFC Authority, QFC Regulatory Authority or any other governmental authority in Qatar; or
- authorised or licensed for offering, marketing, issue or sale, directly or indirectly, in Qatar.

Accordingly, the financial products or services described in this document are not being, and will not be, offered, issued or sold in Qatar, and this document is not being, and will not be, distributed in Qatar. The offering, marketing, issue and sale of the financial products or services described in this document and distribution of this document is being made in, and is subject to the laws, regulations and rules of, jurisdictions outside of Qatar and the QFC. Recipients of this document must abide by this restriction and not distribute this document in breach of this restriction. This document is being sent/issued to a limited number of institutional and/or sophisticated investors (i) upon their request and confirmation that they understand the statements above; and (ii) on the condition that it will not be provided to any person other than the original recipient, and is not for general circulation and may not be reproduced or used for any other purpose.

Singapore. To the extent that this document contains any statements of opinion and/or recommendations related to an investment product or class of investment product (as defined in the Financial Advisers Act 2001), this document is distributed in Singapore by ANZ solely for the information of “accredited investors”, “expert investors” or (as the case may be) “institutional investors” (each term as defined in the Securities and Futures Act 2001 of Singapore). ANZ is licensed in Singapore under the Banking Act 1970 of Singapore and is exempted from holding a financial adviser’s licence under Section 23(1)(a) of the Financial Advisers Act 2001 of Singapore. In respect of any matters arising from, or in connection with, the distribution of this document in Singapore, please speak to your usual ANZ contact in Singapore.

United Arab Emirates (UAE). This document is distributed in the UAE or the Dubai International Financial Centre (DIFC) (as applicable) by ANZ. This document does not, and is not intended to constitute: (a) an offer of securities anywhere in the UAE; (b) the carrying on or engagement in banking, financial and/or investment consultation business in the UAE under the rules and regulations made by the Central Bank of the UAE, the Emirates Securities and Commodities Authority or the UAE Ministry of Economy; (c) an offer of securities within the meaning of the Dubai International Financial Centre Markets Law (**DIFCML**) No. 12 of 2004; and (d) a financial promotion, as defined under the DIFCML No. 1 of 200. ANZ DIFC Branch is regulated by the Dubai Financial Services Authority (**DFSA**). The financial products or services described in this document are only available to persons who qualify as “Professional Clients” or “Market Counterparty” in accordance with the provisions of the DFSA rules.

United Kingdom. This document is distributed in the United Kingdom by Australia and New Zealand Banking Group Limited (ANZ) solely for the information of persons who would come within the Financial Conduct Authority (FCA) definition of “eligible counterparty” or “professional client”. It is not intended for and must not be distributed to any person who would come within the FCA definition of “retail client”. Nothing here excludes or restricts any duty or liability to a customer which ANZ may have under the UK Financial Services and Markets Act 2000 or under the regulatory system as defined in the Rules of the Prudential Regulation Authority (PRA) and the FCA. ANZ considers this document to constitute an Acceptable Minor Non-Monetary Benefits (AMNMB) under the relevant inducement rules of the FCA. ANZ is authorised in the United Kingdom by the PRA and is subject to regulation by the FCA and limited regulation by the PRA. Details about the extent of our regulation by the PRA are available from us on request.

United States. Except where this is a FX-related document, this document is distributed in the United States by ANZ Securities, Inc. (ANZ SI) which is a member of the Financial Regulatory Authority (FINRA) (www.finra.org) and registered with the SEC. ANZSI’s address is 277 Park Avenue, 31st Floor, New York, NY 10172, USA (Tel: +1 212 801 9160 Fax: +1 212 801 9163). ANZSI accepts responsibility for its content. Information on any securities referred to in this document may be obtained from ANZSI upon request. This document or material is intended for institutional use only – not retail. If you are an institutional customer wishing to effect transactions in any securities referred to in this document you must contact ANZSI, not its affiliates. ANZSI is authorised as a broker-dealer only for institutional customers, not for US Persons (as “US person” is defined in Regulation S under the US Securities Act of 1933, as amended) who are individuals. If you have registered to use our website or have otherwise received this document and are a US Person who is an individual: to avoid loss, you should cease to use our website by unsubscribing or should notify the sender and you should not act on the contents of this document in any way. Non-U.S. analysts may not be associated persons of ANZSI and therefore may not be subject to FINRA Rule 2242 restrictions on communications with the subject company, public appearances and trading securities held by the analysts. Where this is a FX-related document, it is distributed in the United States by ANZ’s New York Branch, which is also located at 277 Park Avenue, 31st Floor, New York, NY 10172, USA (Tel: +1 212 801 9160 Fax: +1 212 801 9163).

Vietnam. This document is distributed in Vietnam by ANZ or ANZ Bank (Vietnam) Limited, a subsidiary of ANZ.