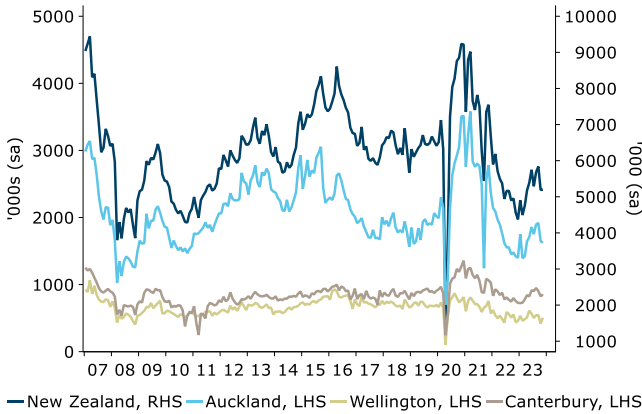


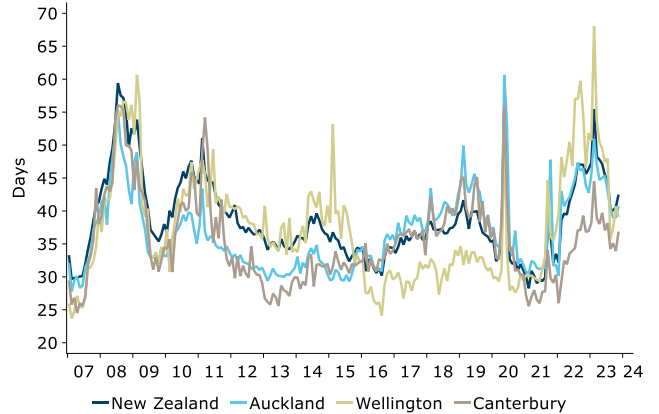
New Zealand Property Focus Renovation nation



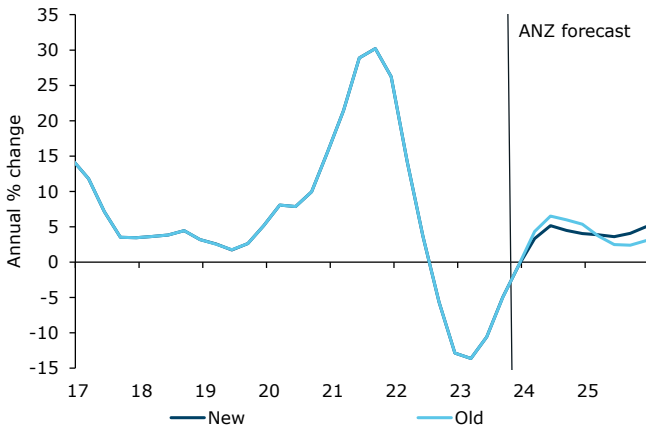
House sales are sluggish....



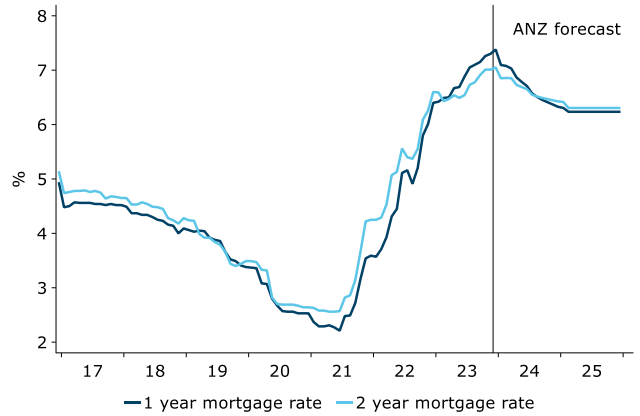
...and days to sell are rising.



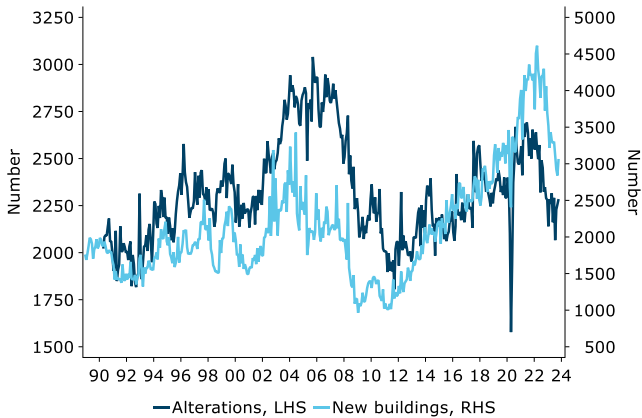
We've downgraded our house price forecast for 2024...



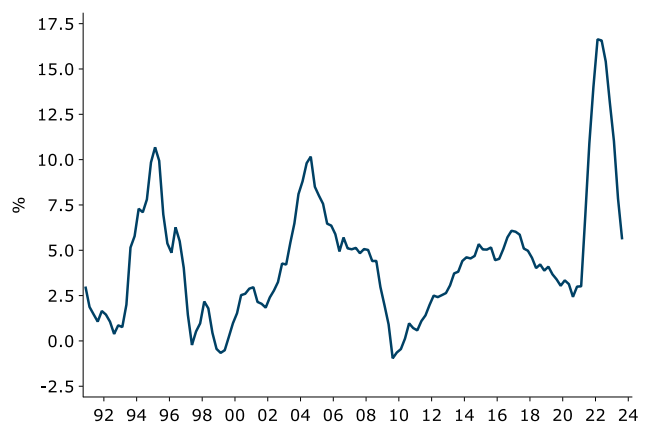
...but faster-than-expected falls in mortgage rates would stimulate demand.



High interest rates mean fewer people are renovating...



... not helped by runaway construction costs.



Source: REINZ, Stats NZ, Macrobond, ANZ Research

This is not personal advice nor financial advice about any product or service. The opinions and research contained in this document are provided for information only, are intended to be general in nature and do not take into account your financial situation or goals. Please refer to the [Important Notice](#).



Contact

Sharon Zollner,
Andre Castaing, or
David Croy for more
details.

See [page 13](#)

INSIDE

At a glance	2
Housing Market Overview	4
Regional Housing Market Indicators	7
Feature Article: Renovation nation	8
Mortgage Borrowing Strategy	11
Weekly Mortgage Repayment Table	12
Mortgage Rate Forecasts	12
Economic Forecasts	12
Important Notice	14

ISSN 2624-0629

Publication date: 19 December 2023

Summary

Our monthly *Property Focus* publication provides an independent appraisal of recent developments in the residential property market.

Property Focus

We've downgraded our house price forecast for 2024 and now expect house prices to rise 4% next year. Like in the rest of spring, the housing market was soft in November. House sales were flat and days to sell and inventories rose, indicating further softness to come. The weakness was also apparent in house prices, which rose 0.2% last month, below their historical average of 0.5% m/m. Fixed mortgage rates are likely to fall over the summer, which, combined with government policy changes, should see house prices find their footing in the new year. To wrap up our last edition for 2023, we reflect on the year that's been. Over the year, house prices rose 1.2% (assuming our December forecast is correct). It's inevitable that 2024 will bring more unforeseen events. Very few people predicted this year's migration surge, last year's explosive inflation or 2020's pandemic. While we hope that 2024 will have fewer surprises, we live in interesting times and further curveballs seem likelier than not. See the [Property Focus](#) section.

Feature Article: Renovation nation

Kiwis love a good renovation. Buying a run-down villa and doing it up has been a popular project for kiwi families for decades. This month's feature article explores consenting, lending, and construction data to see how the pandemic and recent elevated interest rates have affected Kiwi's appetite for renovations. The upshot: high interest rates have squeezed people's ability to afford a do-up, with sharp rises in construction costs not helping the case for a new bathroom or kitchen. As inflation eases and interest rates decline, we expect demand for houses in need of some DIY to pick up, as first home buyers become a larger share of the market. See this month's [Feature Article](#).

Mortgage Borrowing Strategy

Mortgage rates haven't changed very much since our last Property Focus was published, but if recent moves in wholesale rates are sustained, there's scope for falls over coming weeks. Exactly how far they fall remains to be seen (for example we note that while wholesale rates are lower, term deposit rates haven't really changed), complicating the analysis for borrowers. However, we think it makes sense to assume that the next move will be down, and to factor that into any decision to fix. Regarding fixing strategies, as with last month, our technical projections of mortgage rates (which are based on our new, lower wholesale forecasts and observed margins prevailing last month) remain below many breakeven rates, making shorter-term fixes look more attractive. We also note that 6 month and 1 year rates are the same (on average). In a falling interest rate environment, there is merit in fixing for just 6 months (as a cheap proxy for floating) and re-fixing again at expiry. Longer-term rates are cheaper and offer more certainty, but given the prospect of them falling, one would have to place a high value on certainty to fix for more than 6 months now. See our [Mortgage Borrowing Strategy](#).



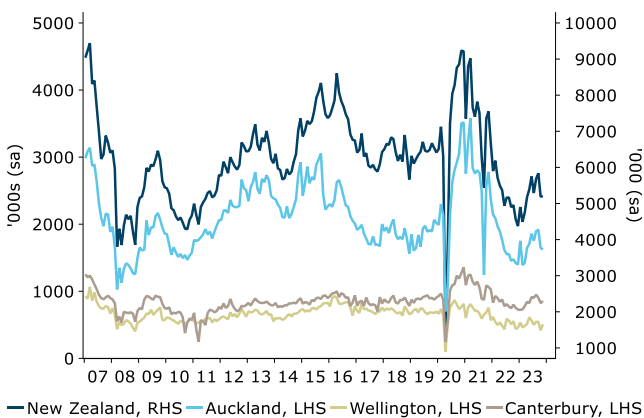
Summary

We've downgraded our house price forecast for 2024 and now expect house prices to rise 4% next year. Like in the rest of spring, the housing market was soft in November. House sales were flat and days to sell and inventories rose, indicating further softness to come. The weakness was also apparent in house prices, which rose 0.2% last month, below their historical average of 0.5% m/m. Fixed mortgage rates are likely to fall over the summer, which, combined with government policy changes, should see house prices find their footing in the new year. To wrap up our last edition for 2023, we reflect on the year that's been. Over the year, house prices rose 1.2% (assuming our December forecast is correct). It's inevitable that 2024 will bring more unforeseen events. Very few people predicted this year's migration surge, last year's explosive inflation or 2020's pandemic. While we hope that 2024 will have fewer surprises, we live in interesting times and further curveballs seem likelier than not.

The market has remained soft post-election

House sales were lacklustre in November, with no sign of a post-election bounce (figure 1). Over the month, sales rose just 0.1% m/m, not recovering from their 11.1% m/m fall in October. We were expecting some of this fall to be the result of people waiting until the election was over, but it looks more like the slowing momentum is here to stay for a bit longer.

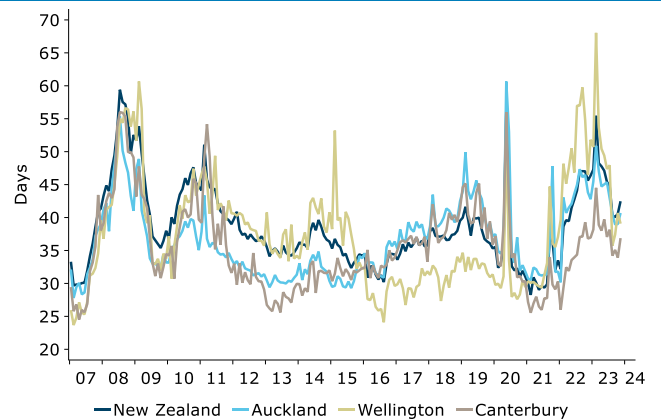
Figure 1. House sales



Source: REINZ, Macrobond, ANZ Research

Lower sales mean that houses are remaining on the market longer than previously, with days to sell rising to 42 days, after bottoming out at 40 days in September (figure 2). Days to sell tends to be a good measure of housing market momentum, suggesting the recent softness in the housing market is likely to persist over the summer.

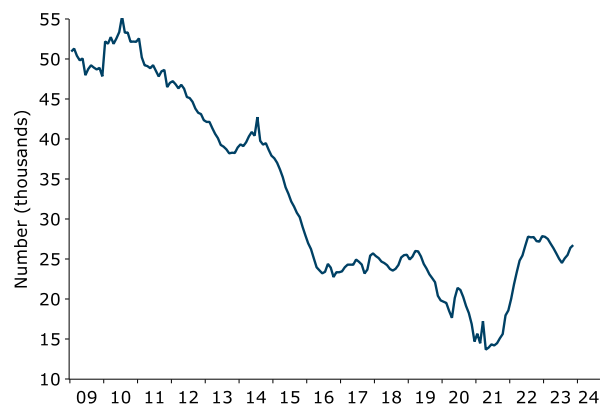
Figure 2. Days to sell



Source: REINZ, Macrobond, ANZ Research

Unsurprisingly, given it's taking longer to sell homes, inventories are rising (figure 3). Total listings bottomed out in July and have shown a decent lift over the last couple of months. While they're still below where they were when house prices were falling, the recent rise is indicative of a softening market.

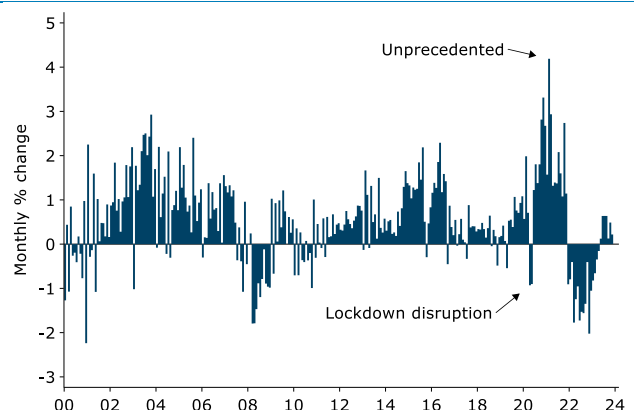
Figure 3. Lifting inventories



Source: REINZ, Macrobond, ANZ Research

House prices rose just 0.2% m/m in November (figure 4), below their historical average of 0.5% m/m and weaker than the run of 0.6% rises seen in winter.

Figure 4. House prices



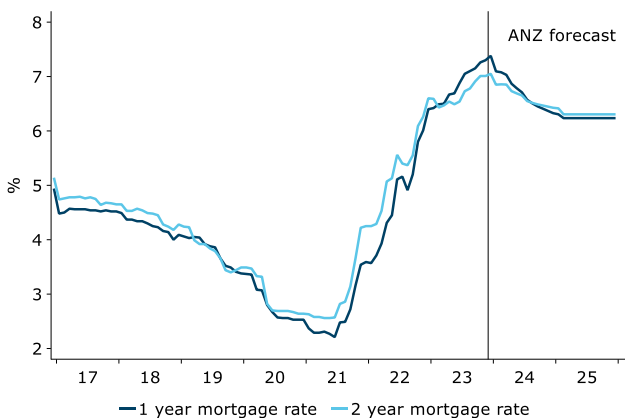
Source: REINZ, Macrobond, ANZ Research



We're expecting this 'new normal' of softness to continue through the summer months as unemployment rises.

Fixed mortgage rates are likely to fall over the summer (figure 5), assuming recent softness in wholesale markets persists. This has the potential to enable some more first home buyers to get into the market as serviceability costs ease. Investor demand may also pick up, as the government reintroduces interest deductibility.

Figure 5. Our mortgage rate forecasts

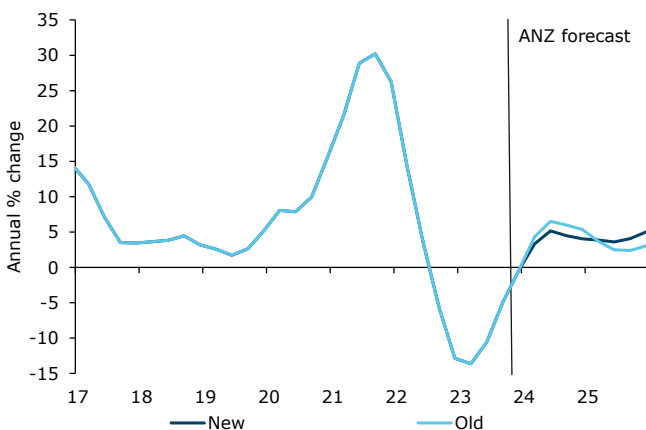


Source: REINZ, Macrobond, ANZ Research

We've downgraded our house price forecast for 2024

The softness in forward indicators for the housing market has caused us to revise down our outlook for house prices over 2024. We now expect house prices to post a 4% lift over 2024, versus our previous forecast for a 5.3% lift (figure 6).

Figure 6. Our updated house price forecast



Source: REINZ, ANZ Research

In the very near term, weak sales, high listings and a cooling economy are expected to keep house price growth subdued at around current growth rates (about 0.3% m/m), weaker than previously assumed. However, tailwinds are expected to arrive by the

middle of next year, including falling fixed rates, lagged effects from migration putting pressure on the rental market, and government policy changes, especially the reintroduction of interest deductibility. We expect these to support house price inflation back towards long-run averages (about 0.5% m/m) and are expecting house prices to rise 5% over 2025, although forecasts this far out can best be described as guesstimates.

As always, the outlook for house prices is highly uncertain and there are a number of factors that could cause house prices to rise by more or less than we are expecting.

Front of mind in the 'more' risk camp:

- government policy changes to support the housing market may happen earlier or prove more potent than we currently expect; and
- mortgage rates could fall more quickly than we are expecting, due to global rate dynamics for example, or if the RBNZ cuts the OCR in 2024, rather than in 2025 as we currently expect (though if that were due to a weaker economic outlook as opposed to just good news on the inflation front it may not be a net positive for house prices).

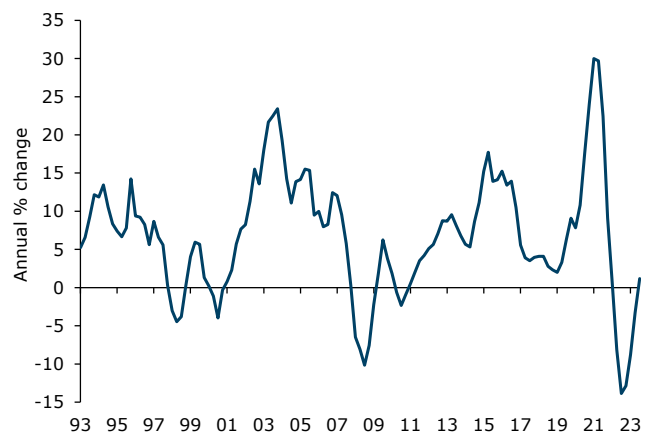
Notable risks in the 'less' camp:

- migration or the labour market more broadly slows more than we are currently expecting; and
- demand from first home buyers and investors increases less than we expect.

The year in review

To wrap up our last edition for 2023, we reflect on the year that's been. Over the year, house prices rose 1.2% (assuming our December forecast is correct).

Figure 7. House price annual changes



Source: REINZ, Macrobond, ANZ Research

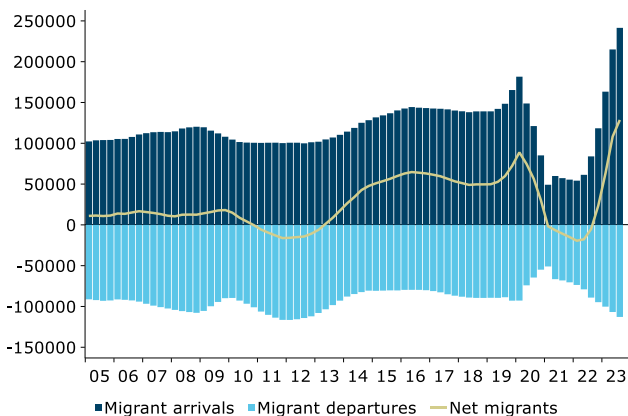


The majority of house price falls occurred over 2022, with the market bottoming out in April this year as mortgage rate increases ran out of puff. In the first four months of the year house prices fell 2%, much less than the 13.9% fall notched up over 2022. While the second half of this year has been more buoyant, we certainly wouldn't characterise it as 'strong'.

The house price recovery arrived earlier than we anticipated; we had expected house prices to fall over 2023. Overall economic conditions have remained volatile, with subdued growth, high interest rates and persistent inflation. Against this backdrop, house prices have performed as strongly as could have reasonably been expected.

The big story for house prices that we didn't foresee at the start of the year was the scale of the surge in net immigration. Over the last year, New Zealand has seen 128,900 net migrants arrive, with a staggering 245,600 people migrating to New Zealand (figure 8). If all those people lived in the same place, that city would be the fourth largest in New Zealand, behind Wellington.

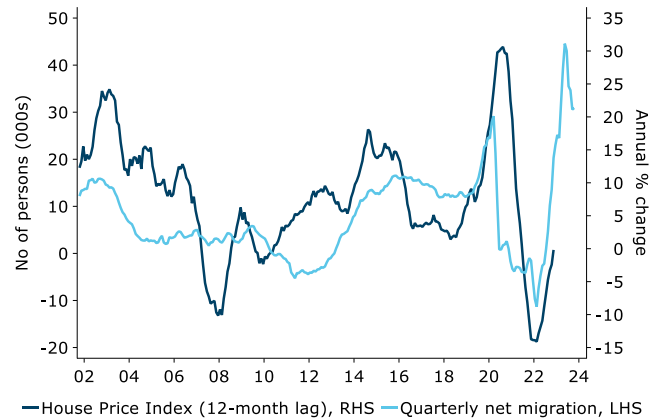
Figure 8. Migration



Source: Stats NZ, Macrobond, ANZ Research

House prices bottomed out about the same time migration was peaking. Migration is likely to remain intertwined with house prices over 2024, as house prices tend to increase more when net migration is high, especially in Auckland. Even if only a small proportion of migrants are in a position to buy a house soon after arriving, upward pressure on rents does represent an increase in the investor value of housing, all else equal.

Figure 9. Net migration and house prices



Source: Stats NZ, Macrobond, ANZ Research

It's inevitable 2024 will bring more unforeseen events. Very few people predicted the scale of this year's migration surge, last year's explosive inflation or 2020's pandemic. While we hope that 2024 will have less surprises, we live in interesting times and further curveballs seem likelier than not. We can't guarantee our outlook (or anything close to it) will actually pan out, but it's the picture we see as consistent with our overall economic views: a relatively sluggish, patchy economy as sticky inflation pressures forces the RBNZ to keep the economy on a pretty short leash for some time yet.



Housing market indicators for November 2023 (based on REINZ data seasonally adjusted by ANZ Research)

	Median house price			House price index		Sales		Average days to sell
	Level	Annual % change	3-mth % change	Annual % change	3-mth % change	# of monthly sales	Monthly % change	
Northland	\$670,003	-7.9	-2.0	-2.6	0.8	138	-7%	62
Auckland	\$1,017,806	-0.8	2.3	0.3	1.2	1,622	-2%	41
Waikato	\$743,930	-2.9	0.8	-3.1	1.4	510	+3%	52
Bay of Plenty	\$808,836	-4.8	0.1	-0.7	-0.5	317	+3%	49
Gisborne	\$553,429	-15.4	-8.3	-0.3	1.1	24	-1%	42
Hawke's Bay	\$669,680	-0.7	-0.4	-0.3	1.1	155	-10%	42
Manawatu-Whanganui	\$521,174	-7.7	-4.1	-3.6	0.6	250	+9%	44
Taranaki	\$555,611	-8.7	-1.5	-0.2	1.1	125	-8%	43
Wellington	\$778,442	-1.0	-0.2	0.3	1.4	508	+21%	39
Tasman, Nelson & Marlborough	\$701,843	-2.8	0.5			165	+12%	49
Canterbury	\$686,028	5.3	1.3	1.7	0.8	856	+4%	37
Otago	\$644,745	-5.4	-1.4	1.1	-0.4	298	-12%	46
West Coast	\$387,576	-5.9	3.1	-3.8	0.1	33	-14%	30
Southland	\$429,020	-8.0	-0.3	-0.9	0.8	132	+3%	49
New Zealand	\$770,29	-1.9	-0.1	-0.2	1.2	5,196	0%	42



Summary

Kiwis love a good renovation. Buying a run-down villa and doing it up has been a popular project for kiwi families for decades. This month's feature article explores consenting, lending, and construction data to see how the pandemic and recent elevated interest rates have affected Kiwi's appetite for renovations. The upshot: high interest rates have squeezed people's ability to afford a do-up, with sharp rises in construction costs not helping the case for a new bathroom or kitchen. As inflation eases and interest rates decline, we expect demand for houses in need of some DIY to pick up, as first home buyers become a larger share of the market.

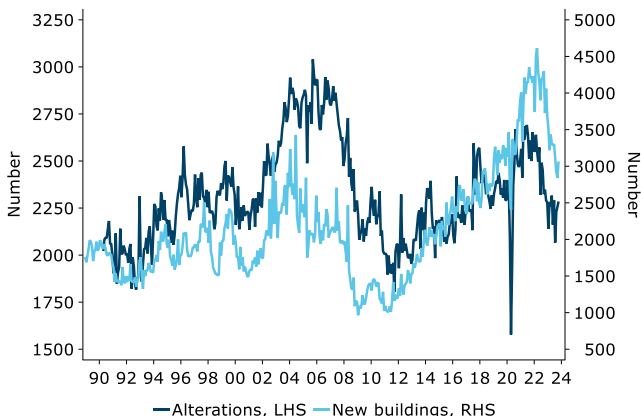
Doer upper

Renovating houses has long been a popular project for kiwis, given a ready supply of malleable old wooden houses with ever-more expensive land under them. This month's feature article explores consenting, lending, and construction data to see how the pandemic and recent elevated interest rates have affected Kiwi's appetite for renovations.

Consents for renovations are well down from their peaks, as elevated interest rates, the high cost of living and steep rises in construction costs mean finding the cash required to do up a home has gotten considerably more challenging. Lower construction activity is exactly what the Reserve Bank has wanted to see, as they encourage everyone to "cool their jets" and spend less via the blunt tool of higher interest rates.

That said, consent numbers for renovations have fallen less than for new dwellings (figure 1). New dwelling consents have fallen around 30% from their peak (the 'spec build' component of new housing supply dried up as house sales tanked), while those for alterations have fallen only around 15%.

Figure 1. Consents of alterations and new dwellings

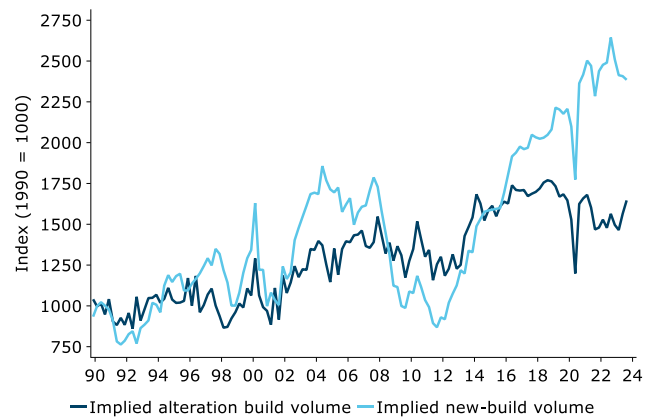


Source: Stats NZ, Macrobond, ANZ Research

Even at their recent peak, consents for alterations were still below their pre-GFC level despite an ageing housing stock and considerable population growth. Regulatory changes are one likely source of this dynamic, as some renovations that previously would have required a consent no longer do so, such as some renovations that do not require plumbing.

But looking at building work put in place data indicates this isn't the whole story. After adjusting for construction cost rises, it appears that kiwis haven't grown their renovation appetite much since 2014. Insofar as New Zealand has a limited amount of capacity in the construction sector, new builds and alterations have to compete for resources, and the house-building boom in recent years has been spectacular. That will inevitably have crowded out renovations. The rapid and large increase in house prices over the COVID era saw developers pay more for a limited supply of tradies and materials than people doing home alterations were willing to pay. It certainly became common knowledge over 2021-22 that it was a pretty hopeless time to try to get anything built to a reasonable budget or timeframe, and some of the recent lift in alteration consents is likely to be activity deferred from that period.

Figure 2. Implied volume of completed alterations & new builds

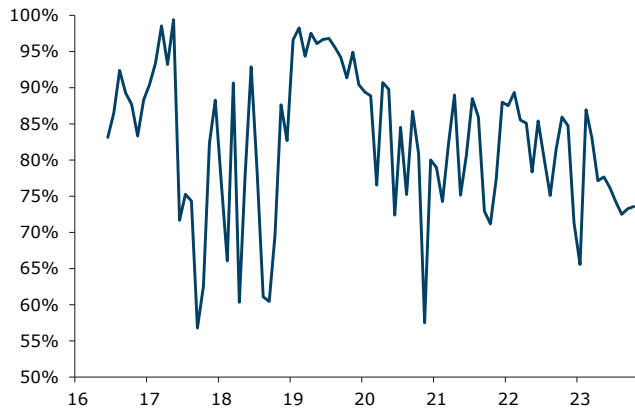


Source: Stats NZ, Macrobond, ANZ Research

One complication to throw into the mix is that not everyone who gets a consent to do an alteration on their home actually ends up doing the job. Many projects are cancelled due to unexpectedly high cost estimates or a change in life circumstances. While we don't have the data split out for renovations directly, recent low completion rates within 2 years for all consented residential work in Auckland indicates a relatively high number of shelved projects, likely for both for new dwellings and alterations.



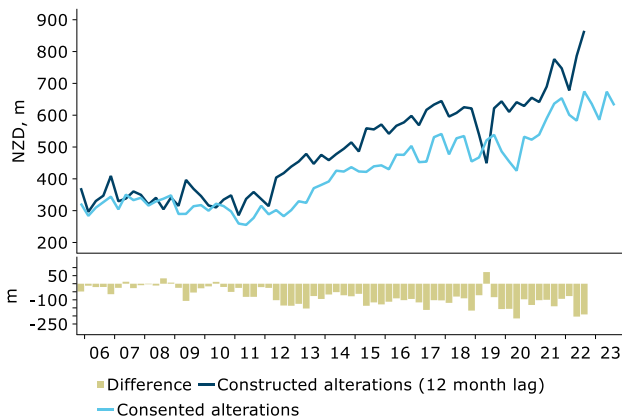
Figure 3. Auckland consents completed within 2 years



Source: Auckland Council, ANZ Research

However, in spend terms at least, the data indicate that non-completions for alterations have been outweighed by a larger spend on renovations that don't require a consent, such as a simple do-up of a kitchen or bathroom. These smaller projects make up at least one fifth of the total spend on home renovations and likely more, given we don't have data on what proportion of renovation consents are never completed (figure 4 – we have assumed it takes about 1 year on average after consenting to finish a renovation).

Figure 4. Dollar value of new renovations

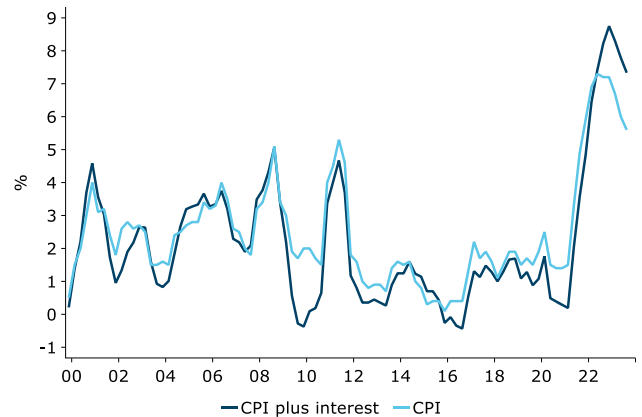


Source: Stats NZ, Macrobond, ANZ Research

High mortgage rates are stopping renovations in their tracks

The elevated cost of living and in particular the lift in interest rates has been one factor squeezing people's ability to afford a renovation. After adding back interest costs, consumer price inflation peaked at 8.75% (figure 5) and will have been much higher again for those homeowners with a large mortgage. First home buyers with a large mortgage are often the very people who most want to do a renovation, but are likely least able to afford it.

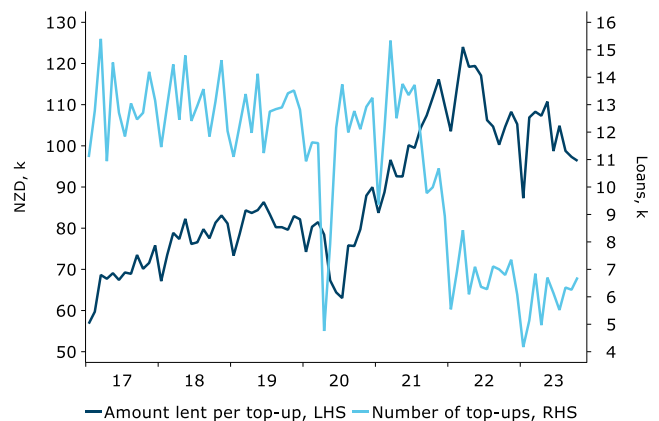
Figure 5. Inflation, with interest costs added



Source: Stats NZ, Macrobond, ANZ Research

Often, people fund the cost of a renovation through adding a bit more onto their mortgage, something which is much harder to do with mortgage rates starting with a 7. High interest rates and less appetite for borrowing generally (no doubt impacted by falling house prices) have caused the number of people topping up their mortgage to more than halve since 2021, to around 6000 people (figure 6). This isn't just reflective of renovations; people top up their mortgages for all sorts of things including to buy a second property, car or boat. Those who are still doing top-ups are willing to add around \$100,000 on average to their mortgage, up from around \$80,000 pre-pandemic, but well off its peak of \$120,000.

Figure 6. Number of mortgage top-ups and dollar amount



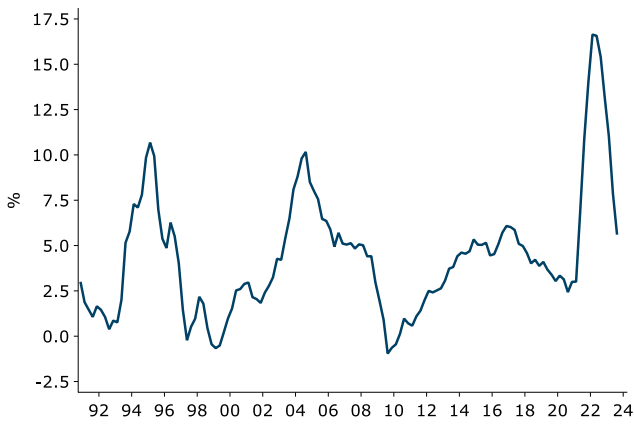
Source: RBNZ, Macrobond, ANZ Research

The cost to renovate has skyrocketed

Since the start of the pandemic, the cost of doing a renovation has increased drastically. Implied construction cost inflation peaked at 16.6%, more than double the peak rate of CPI inflation (figure 7, over). Construction cost increases are now in retreat, but we don't see the price to add an extension onto a house falling any time soon.



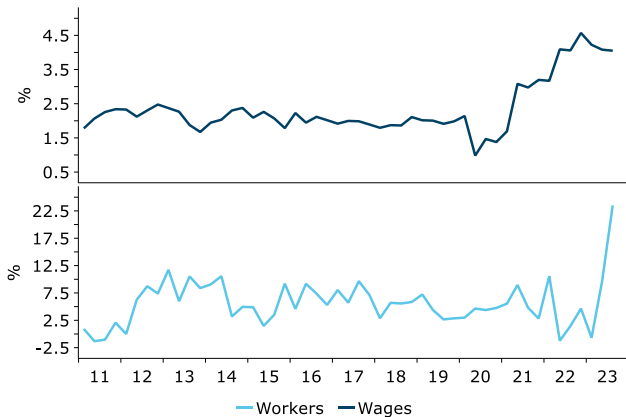
Figure 7. Implied construction costs



Source: Stats NZ, Macrobond, ANZ Research

It's not just the costs of buying materials for fitting-out a new kitchen that's increased. Most renovations, even DIY jobs, will use some specialist labour such as plumbers or electricians. Acute labour shortages meant that during 2021 and 2022 wages in the construction industry were increasing about 4% per year. The recent high immigration has meant there are 40,000 more people employed in construction than a year ago (a 23% y/y rise!), which should help make tradies easier to find.

Figure 8. Construction sector: yearly increases in wages and number of workers



Source: Stats NZ, Macrobond, ANZ Research

Where to from here?

Falling discretionary spending, including on things such as renovations, is an important part of monetary policy transmission. CPI construction costs have been booming, with insatiable demand for hardware and materials not able to keep up with supply chains. The RBNZ needs construction cost inflation to fall, and less demand for new bathrooms is part of bringing that about. Data indicates the higher interest rates are working to cool the economy and reduce inflation, as the Reserve Bank requires.

However, this does not necessarily mean prices for construction materials or the invoice from your tradie will decline; rather it means the prices will stop going up as quickly, allowing time for your income to catch up. While demand for renovations are only a small piece of the puzzle for overall demand, it all helps in the battle against high inflation.

One interesting wildcard is the dramatic turnaround in builders' expectations for residential building activity in the next 12 months (figure 9). This likely reflects two related things: house prices finding a floor, and exceptionally strong net migration. The RBNZ is between a rock and a hard place here: reducing construction activity is part of the plan to bring construction costs down, but not building enough houses to keep up with soaring population growth will result in upward pressure on rents and house prices. Whether builders' rosier expectations are warranted or not is yet to be seen, but they do have a pretty good track record of picking the direction of consents and ultimately residential building activity, though the question doesn't ask about whether it's anticipated new builds or renovations that underlie expected activity.

Figure 9. ANZBO expected residential building activity and house consents



Source: Stats NZ, Macrobond, ANZ Research

All up, while builders might be getting a little ahead of themselves, we do expect the current fall in demand for renovations will only be temporary, while the economy goes through a period of low spending and high interest rates. Next year we expect fixed mortgage rates to fall, albeit not to anywhere near their record lows in 2020. Lower mortgage rates will make it easier for first home buyers to purchase a home to renovate or for existing homeowners to afford to top-up their mortgage, meaning more people are likely to think about doing up their kitchen or bathroom or finally getting around to completing that deck.



Mortgage borrowing strategy

This is not financial advice about any product or service. The opinions and research contained in this document are provided for information only, are intended to be general in nature and do not take into account your financial situation or goals. Please refer to the Important Notice.

Summary

Mortgage rates haven't changed very much since our last *Property Focus* was published, but if recent moves in wholesale rates are sustained, there's scope for falls over coming weeks. Exactly how far they fall remains to be seen (for example we note that while wholesale rates are lower, term deposit rates haven't really changed), complicating the analysis for borrowers. However, we think it makes sense to assume that the next move will be down, and to factor that into any decision to fix. Regarding fixing strategies, as with last month, our technical projections of mortgage rates (which are based on our new, lower wholesale forecasts and observed margins prevailing last month) remain below many breakeven rates, making shorter-term fixes look more attractive. We also note that 6 month and 1 year rates are the same (on average). In a falling interest rate environment, there is merit in fixing for just 6 months (as a cheap proxy for floating) and re-fixing again at expiry. Longer-term rates are cheaper and offer more certainty, but given the prospect of them falling, one would have to place a high value on certainty to fix for more than 6 months now.

Wholesale interest rates have fallen dramatically over the past month, with bellwether rates like the 2yr swap rate down around 35bps (from around 5.15% when we last published to around 4.80% now). This hasn't happened because of anything the RBNZ has done – indeed, they hinted that they may need to hike again if inflation doesn't fall quickly. Rather, it's happened on the back of global moves, and in the wake of soft New Zealand GDP data that came with revisions that suggests that growth has in fact been a lot weaker than official data had been saying, and that we could be in recession again. The so-called 'starting point surprise' (in terms of what the data said versus the RBNZ's forecasts) was certainly large, and coming as it did the same week that the Federal Reserve (the US central bank) said that they're done hiking, the consequent reaction in financial markets was large.

Although slow growth and the prospect of recession isn't a prospect likely to be relished by many, if there is one positive for borrowers, it's lower interest rates. Even though a little caution is required, especially with term deposit rates (a key component of bank funding) holding up, we do see scope for term mortgage rates to fall, and that's the overarching theme heading into Christmas.

Regular readers will recall that we tend to pin many of our judgements on breakevens – essentially asking ourselves how far rates need to fall for one strategy – say fixing for 1 year – to be better than, say, fixing for 2 years. We generally read the results with an eye on our projections. Like last month, breakevens tend to be above our projections, and all else equal, that suggests that fixing for a shorter period will be cheaper in the long run. They show, for example, that fixing for 1 year and then re-fixing for another year at expiry will be cheaper than fixing for 2 years so long as the 1yr rate falls below 6.71% in a year's time. That isn't guaranteed (we are talking about the future!), but it seems likely given our projections for 1 year from now, based on our wholesale rate forecasts. Of course, fixing for shorter offers less time certainty, and is thus riskier, but cautious borrowers can always spread their risk over several terms.

Ahead of what are likely to be some near-term falls, borrowers drawing down a new loan (or with a fix rolling over soon) may want to consider an even simpler strategy – and that's to fix for 6 months now and review it when that fix rolls off. Again, that strategy is riskier in that it offers virtually no cover if rates were to rise, but with 6-mth and 1-yr rates at the same level and 6-mth breakevens only slightly below current rates, this strategy will save money if rates fall by more than 10-25bps, which seems very plausible given recent moves in wholesale rates.

Figure 1. Carded special mortgage rates[^]

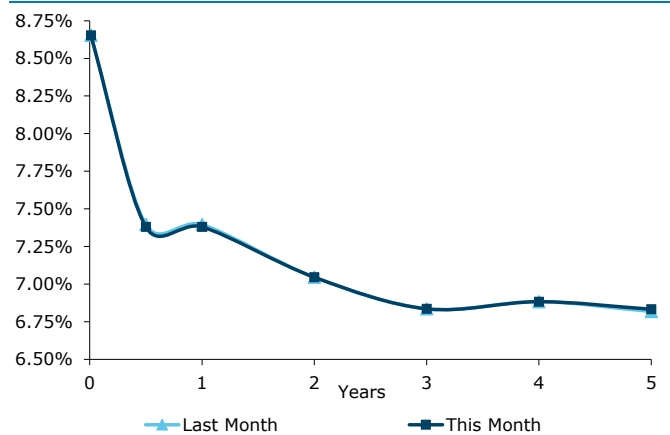


Table 1. Special Mortgage Rates[#]

Term	Breakevens for 20%+ equity borrowers				
	Current	in 6mths	in 1yr	in 18mths	in 2 yrs
Floating	8.65%				
6 months	7.38%	7.38%	7.17%	6.25%	6.52%
1 year	7.38%	7.28%	6.71%	6.39%	6.42%
2 years	7.05%	6.83%	6.56%	6.52%	6.72%
3 years	6.84%	6.77%	6.72%	6.63%	6.69%
4 years	6.88%	6.79%	6.70%		
5 years	6.83%	#Average of "big four" banks			

Source: interest.co.nz, ANZ Research.



Key forecasts

Weekly mortgage repayments table (based on 30-year term)

	Mortgage Rate (%)													
	5.50	5.75	6.00	6.25	6.50	6.75	7.00	7.25	7.50	7.75	8.00	8.25	8.50	8.75
200	262	269	277	284	292	299	307	315	323	330	338	347	355	363
250	327	336	346	355	364	374	384	393	403	413	423	433	443	454
300	393	404	415	426	437	449	460	472	484	496	508	520	532	544
350	458	471	484	497	510	524	537	551	564	578	592	606	621	635
400	524	538	553	568	583	598	614	629	645	661	677	693	709	726
450	589	606	622	639	656	673	690	708	726	744	762	780	798	816
500	655	673	691	710	729	748	767	787	806	826	846	866	887	907
550	720	740	760	781	802	823	844	865	887	909	931	953	975	998
600	786	807	830	852	875	897	921	944	968	991	1,015	1,040	1,064	1,089
650	851	875	899	923	947	972	997	1,023	1,048	1,074	1,100	1,126	1,153	1,179
700	917	942	968	994	1,020	1,047	1,074	1,101	1,129	1,157	1,185	1,213	1,241	1,270
750	982	1,009	1,037	1,065	1,093	1,122	1,151	1,180	1,209	1,239	1,269	1,299	1,330	1,361
800	1,048	1,077	1,106	1,136	1,166	1,197	1,227	1,259	1,290	1,322	1,354	1,386	1,419	1,452
850	1,113	1,144	1,175	1,207	1,239	1,271	1,304	1,337	1,371	1,404	1,438	1,473	1,507	1,542
900	1,178	1,211	1,244	1,278	1,312	1,346	1,381	1,416	1,451	1,487	1,523	1,559	1,596	1,633
950	1,244	1,278	1,313	1,349	1,385	1,421	1,458	1,495	1,532	1,570	1,608	1,646	1,685	1,724
1000	1,309	1,346	1,383	1,420	1,458	1,496	1,534	1,573	1,613	1,652	1,692	1,733	1,773	1,814

Mortgage rate projections (historic rates are special rates; projections based on ANZ's wholesale rate forecasts)

Interest rates	Actual			Projections							
	Mar-23	Jun-23	Sep-23	Dec-23	Mar-24	Jun-24	Sep-24	Dec-24	Mar-25	Jun-25	
Floating Mortgage Rate	8.0	8.5	8.6	8.7	8.6	8.6	8.6	8.6	8.4	8.1	
1-Yr Fixed Mortgage Rate	6.5	6.9	7.2	7.4	7.0	6.7	6.5	6.3	6.2	6.2	
2-Yr Fixed Mortgage Rate	6.5	6.5	6.9	7.1	6.9	6.7	6.5	6.4	6.3	6.3	
3-Yr Fixed Mortgage Rate	6.6	6.3	6.7	6.8	6.8	6.6	6.5	6.5	6.4	6.4	
5-Yr Fixed Mortgage Rate	6.6	6.3	6.5	6.8	6.7	6.6	6.5	6.5	6.4	6.4	

Source: RBNZ, ANZ Research

Economic forecasts

Economic indicators	Actual			Forecasts							
	Mar-23	Jun-23	Sep-23	Dec-23	Mar-24	Jun-24	Sep-24	Dec-24	Mar-25	Jun-25	
GDP (Annual % Chg)	2.1	1.5	-0.6	0.0	0.4	0.1	0.7	1.1	1.3	1.6	
CPI Inflation (Annual % Chg)	6.7	6.0	5.6	4.8	4.1	3.7	2.8	2.5	2.4	2.4	
Unemployment Rate (%)	3.4	3.6	3.9	4.3	4.7	4.9	5.0	5.1	5.2	5.3	
House Prices (Quarter % Chg)	-2.7	-0.3	1.6	1.0	1.0	1.4	0.9	0.6	0.8	1.2	
House Prices (Annual % Chg)	-13.6	-10.6	-4.9	-0.5	3.3	5.2	4.5	4.0	3.9	3.6	

Interest rates	Actual			Forecasts							
	Jun-23	Sep-23	Dec-23	Mar-24	Jun-24	Sep-24	Dec-24	Mar-25	Jun-25	Sep-25	
Official Cash Rate	5.50	5.50	5.50	5.50	5.50	5.50	5.50	5.25	5.00	4.75	
90-Day Bank Bill Rate	5.71	5.74	5.63	5.57	5.38	5.10	4.88	4.55	4.55	4.55	
10-Year Bond	4.62	5.31	4.53	4.60	4.60	4.50	4.50	4.50	4.50	4.50	

Source: ANZ Research, Statistics NZ, RBNZ, REINZ



Contact us

Meet the team

We welcome your questions and feedback. Click [here](#) for more information about our team.



Sharon Zollner
Chief Economist

Follow Sharon on Twitter
[@sharon_zollner](#)

Telephone: +64 9 357 4094
Email: sharon.zollner@anz.com

General enquiries:
research@anz.com

Follow ANZ Research
[@ANZ_Research](#) (global)



David Croy
Senior Strategist

Market developments, interest rates, FX, unconventional monetary policy, liaison with market participants.

Telephone: +64 4 576 1022
Email: david.croy@anz.com



Susan Kilsby
Agricultural Economist

Primary industry developments and outlook, structural change and regulation, liaison with industry.

Telephone: +64 21 633 469
Email: susan.kilsby@anz.com



Miles Workman
Senior Economist

Macroeconomic forecast co-ordinator, economic developments, GDP and activity dynamics, fiscal and monetary policy.

Telephone: +64 21 661 792
Email: miles.workman@anz.com



Henry Russell
Economist

Macroeconomic forecasting, economic developments, labour market dynamics, inflation and monetary policy.

Telephone: +64 21 629 553
Email: henry.russell@anz.com



Andre Castaing
Economist

Macroeconomic forecasting, economic developments, housing and monetary policy.

Telephone: +64 21 199 8718
Email: andre.castaing@anz.com



Kyle Uerata
Economic Statistician

Economic statistics, ANZ proprietary data (including ANZ Business Outlook), data capability and infrastructure.

Telephone: +64 21 633 894
Email: kyle.uerata@anz.com



Natalie Denne
PA / Desktop Publisher

Business management, general enquiries, mailing lists, publications, chief economist's diary.

Telephone: +64 21 253 6808
Email: natalie.denne@anz.com

Important notice

Last updated: 18 April 2023

The opinions and research contained in this document (which may be in the form of text, image, video or audio) are (a) not personal financial advice nor financial advice about any product or service; (b) provided for information only; and (c) intended to be general in nature and do not take into account your financial situation or goals.

This document may be restricted by law in certain jurisdictions. Persons who receive this document must inform themselves about and observe all relevant restrictions.

Disclaimer for all jurisdictions: This document is prepared by ANZ Bank New Zealand Limited (ANZ Centre, 23-29 Albert Street, Auckland 1010, New Zealand). This document is distributed in your country/region by Australia and New Zealand Banking Group Limited (ABN11 005 357 522) (**ANZ**), a company incorporated in Australia or (if otherwise stated), by its subsidiary or branch (herein collectively referred to as **ANZ Group**). The views expressed in this document are those of ANZ Economics and Markets Research, an independent research team of ANZ Bank New Zealand Limited.

This document is distributed on the basis that it is only for the information of the specified recipient or permitted user of the relevant website (**recipients**).

This document is solely for informational purposes and nothing contained within is intended to be an invitation, solicitation or offer by ANZ Group to sell, or buy, receive or provide any product or service, or to participate in a particular trading strategy.

Distribution of this document to you is only as may be permissible by the laws of your jurisdiction, and is not directed to or intended for distribution or use by recipients resident or located in jurisdictions where its use or distribution would be contrary to those laws or regulations, or in jurisdictions where ANZ Group would be subject to additional licensing or registration requirements. Further, any products and services mentioned in this document may not be available in all countries.

ANZ Group in no way provides any personal financial, legal, taxation or investment advice to you in connection with any product or service discussed in this document. Before making any investment decision, recipients should seek independent financial, legal, tax and other relevant advice having regard to their particular circumstances.

Whilst care has been taken in the preparation of this document and the information contained within is believed to be accurate, ANZ Group does not represent or warrant the accuracy or completeness of the information, except with respect to information concerning ANZ Group. Further, ANZ Group does not accept any responsibility to inform you of any matter that subsequently comes to its notice, which may affect the accuracy of the information in this document.

Preparation of this document and the opinions expressed in it may involve material elements of subjective judgement and analysis. Unless specifically stated otherwise: they are current on the date of this document and are subject to change without notice; and, all price information is indicative only. Any opinions expressed in this document are subject to change at any time without notice.

ANZ Group does not guarantee the performance of any product mentioned in this document. All investments entail a risk and may result in both profits and losses. Past performance is not necessarily an indicator of future performance. Any products and services described in this document may not be suitable for all investors, and transacting in these products or services may be considered risky.

ANZ Group expressly disclaims any responsibility and shall not be liable for any loss, damage, claim, liability, proceedings, cost or expense (**Liability**) arising directly or indirectly and whether in tort (including negligence), contract, equity or otherwise out of or in connection with this document to the extent permissible under relevant law. Please note, the contents of this document have not been reviewed by any regulatory body or authority in any jurisdiction.

ANZ Group may have an interest in the subject matter of this document. They may receive fees from customers for dealing in any products or services described in this document, and their staff and introducers of business may share in such fees or remuneration that may be influenced by total sales, at all times received and/or apportioned in accordance with local regulatory requirements. Further, they or their customers may have or have had interests or long or short positions in any products or services described in this document, and may at any time make purchases and/or sales in them as principal or agent, as well as act (or have acted) as a market maker in such products. This document is published in accordance with ANZ Group's policies on conflicts of interest and ANZ Group maintains appropriate information barriers to control the flow of information between businesses within the group.

Your ANZ Group point of contact can assist with any questions about this document including for further information on these disclosures of interest.

Australia. ANZ holds an Australian Financial Services licence no. 234527. For a copy of ANZ's Financial Services Guide please [click here](#) or request from your ANZ point of contact.

Brazil. This document is distributed on a cross border basis and only following request by the recipient. No securities are being offered or sold in Brazil under this document, and no securities have been and will not be registered with the Securities Commission - CVM.

Brunei, Japan, Kuwait, Malaysia, Switzerland, Taiwan. This document is distributed in each of these jurisdictions by ANZ on a cross-border basis.

Cambodia. The information contained in this document is confidential and is provided solely for your use upon your request.

This does not constitute or form part of an offer or solicitation of any offer to engage services, nor should it or any part of it form the basis of, or be relied in any connection with, any contract or commitment whatsoever. ANZ does not have a licence to undertake banking operations or securities business or similar business, in Cambodia. By requesting financial services from ANZ, you agree, represent and warrant that you are engaging our services wholly outside of Cambodia and subject to the laws of the contract governing the terms of our engagement.

Canada. This document is general information only, is intended for institutional use only – not retail, and is not meant to be tailored to the needs and circumstances of any recipient. In addition, this document is not intended to be an offer or solicitation to purchase or sell any security or other financial instrument or to employ a specific investment strategy.

Chile. You understand and agree that ANZ is not regulated by Chilean Authorities and that the provision of this document is not subject to any Chilean supervision and is not guaranteed by any regulatory or governmental agency in Chile.

Fiji. For Fiji regulatory purposes, this document and any views and recommendations are not to be deemed as investment advice. Fiji investors must seek licensed professional advice should they wish to make any investment in relation to this document.

Hong Kong. This document is issued or distributed in Hong Kong by the Hong Kong branch of ANZ, which is registered at the Hong Kong Monetary Authority to conduct Type 1 (dealing in securities), Type 4 (advising on securities) and Type 6 (advising on corporate finance) regulated activities. The contents of this document have not been reviewed by any regulatory authority in Hong Kong. If you are in any doubt about any of the contents of this document, you should obtain independent professional advice.

India. If this document is received in India, only you (the specified recipient) may print it provided that before doing so, you specify on it your name and place of printing.

Israel. ANZ is not a holder of a licence granted in Israel pursuant to the Regulation of Investment Advising, Investment Marketing and Portfolio Management Law, 1995 ("Investment Advice Law") and does not hold the insurance coverage required of a licensee pursuant to the Investment Advice Law. This publication has been prepared exclusively for Qualified Clients as such term is defined in the First Schedule to the Investment Advice Law. As a prerequisite to the receipt of a copy of this publication a recipient will be required to provide confirmation and evidence that it is a Qualified Client. Nothing in this publication should be considered Investment Advice or Investment Marketing as defined in the Investment Advice Law. Recipients are encouraged to seek competent investment advice from a locally licensed investment adviser prior to making any investment.

Macau. Click [here](#) to read the disclaimer for all jurisdictions in Mandarin. 澳门。点击[此处](#)阅读所有司法管辖区的免责声明的中文版。

Myanmar. This document is intended to be general and part of ANZ's customer service and marketing activities when implementing its functions as a licensed bank. This document is not Securities Investment Advice (as that term is defined in the Myanmar Securities Transaction Law 2013).

Important notice

New Zealand. This document is distributed in New Zealand by ANZ Bank New Zealand Limited. The material is for information purposes only and is not financial advice about any product or service. We recommend you seek advice about your financial situation and goals before acquiring or disposing of (or not acquiring or disposing of) a financial product.

Oman. ANZ neither has a registered business presence nor a representative office in Oman and does not undertake banking business or provide financial services in Oman. Consequently ANZ is not regulated by either the Central Bank of Oman (**CBO**) or Oman's Capital Market Authority (**CMA**). The information contained in this document is for discussion purposes only and neither constitutes an offer of securities in Oman as contemplated by the Commercial Companies Law of Oman (Royal Decree 4/74) or the Capital Market Law of Oman (Royal Decree 80/98), nor does it constitute an offer to sell, or the solicitation of any offer to buy non-Omani securities in Oman as contemplated by Article 139 of the Executive Regulations to the Capital Market Law (issued vide CMA Decision 1/2009). ANZ does not solicit business in Oman and the only circumstances in which ANZ sends information or material describing financial products or financial services to recipients in Oman, is where such information or material has been requested from ANZ and the recipient understands, acknowledges and agrees that this document has not been approved by the CBO, the CMA or any other regulatory body or authority in Oman. ANZ does not market, offer, sell or distribute any financial or investment products or services in Oman and no subscription to any securities, products or financial services may or will be consummated within Oman. Nothing contained in this document is intended to constitute Omani investment, legal, tax, accounting or other professional advice.

People's Republic of China (PRC). This document may be distributed by either ANZ or Australia and New Zealand Bank (China) Company Limited (**ANZ China**). Recipients must comply with all applicable laws and regulations of PRC, including any prohibitions on speculative transactions and CNY/CNH arbitrage trading. If this document is distributed by ANZ or an Affiliate (other than ANZ China), the following statement and the text below is applicable: No action has been taken by ANZ or any affiliate which would permit a public offering of any products or services of such an entity or distribution or re-distribution of this document in the PRC. So, the products and services of such entities are not being offered or sold within the PRC by means of this document or any other document. This document may not be distributed, re-distributed or published in the PRC, except under circumstances that will result in compliance with any applicable laws and regulations. If and when the material accompanying this document relates to the products and/or services of ANZ China, the following statement and the text below is applicable: This document is distributed by ANZ China in the Mainland of the PRC.

Peru. The information contained in this document has not been, and will not be, registered with or approved by the Peruvian Superintendency of the Securities Market (Superintendencia del Mercado de Valores, **SMV**) or the Lima Stock Exchange (Bolsa de Valores de Lima, **BVL**) or under the Peruvian Securities Market Law (Legislative Decree 6 861), and will not be subject to Peruvian laws applicable to public offerings in Peru. To the extent this information refers to any securities or interests, it should be noted the securities or interests may not be offered or sold in Peru, except if (i) such securities or interests were previously registered with the Peruvian Superintendency of the Securities Market, or (ii) such offering is considered a private offering in Peru under the securities laws and regulation of Peru.

Qatar. This document has not been, and will not be:

- lodged or registered with, or reviewed or approved by, the Qatar Central Bank (**QCB**), the Qatar Financial Centre (**QFC**) Authority, QFC Regulatory Authority or any other authority in the State of Qatar (**Qatar**); or
- authorised or licensed for distribution in Qatar, and the information contained in this document does not, and is not intended to, constitute a public offer or other invitation in respect of securities in Qatar or the QFC.

The financial products or services described in this document have not been, and will not be:

- registered with the QCB, QFC Authority, QFC Regulatory Authority or any other governmental authority in Qatar; or
- authorised or licensed for offering, marketing, issue or sale, directly or indirectly, in Qatar.

Accordingly, the financial products or services described in this document are not being, and will not be, offered, issued or sold in Qatar, and this document is not being, and will not be, distributed in Qatar. The offering, marketing, issue and sale of the financial products or services described in this document and distribution of this document is being made in, and is subject to the laws, regulations and rules of, jurisdictions outside of Qatar and the QFC. Recipients of this document must abide by this restriction and not distribute this document in breach of this restriction. This document is being sent/issued to a limited number of institutional and/or sophisticated investors (i) upon their request and confirmation that they understand the statements above; and (ii) on the condition that it will not be provided to any person other than the original recipient, and is not for general circulation and may not be reproduced or used for any other purpose.

Singapore. To the extent that this document contains any statements of opinion and/or recommendations related to an investment product or class of investment product (as defined in the Financial Advisers Act 2001), this document is distributed in Singapore by ANZ solely for the information of "accredited investors", "expert investors" or (as the case may be) "institutional investors" (each term as defined in the Securities and Futures Act 2001 of Singapore). ANZ is licensed in Singapore under the Banking Act 1970 of Singapore and is exempted from holding a financial adviser's licence under Section 23(1)(a) of the Financial Advisers Act 2001 of Singapore. In respect of any matters arising from, or in connection with, the distribution of this document in Singapore, please speak to your usual ANZ contact in Singapore.

United Arab Emirates (UAE). This document is distributed in the UAE or the Dubai International Financial Centre (**DIFC**) (as applicable) by ANZ. This document does not, and is not intended to constitute: (a) an offer of securities anywhere in the UAE; (b) the carrying on or engagement in banking, financial and/or investment consultation business in the UAE under the rules and regulations made by the Central Bank of the UAE, the Emirates Securities and Commodities Authority or the UAE Ministry of Economy; (c) an offer of securities within the meaning of the Dubai International Financial Centre Markets Law (**DIFCML**) No. 12 of 2004; and (d) a financial promotion, as defined under the DIFCML No. 1 of 200. ANZ DIFC Branch is regulated by the Dubai Financial Services Authority (**DFSA**). The financial products or services described in this document are only available to persons who qualify as "Professional Clients" or "Market Counterparty" in accordance with the provisions of the DFSA rules.

United Kingdom. This document is distributed in the United Kingdom by Australia and New Zealand Banking Group Limited (**ANZ**) solely for the information of persons who would come within the Financial Conduct Authority (**FCA**) definition of "eligible counterparty" or "professional client". It is not intended for and must not be distributed to any person who would come within the FCA definition of "retail client". Nothing here excludes or restricts any duty or liability to a customer which ANZ may have under the UK Financial Services and Markets Act 2000 or under the regulatory system as defined in the Rules of the Prudential Regulation Authority (**PRA**) and the FCA. ANZ considers this document to constitute an Acceptable Minor Non-Monetary Benefits (**AMNMB**) under the relevant inducement rules of the FCA. ANZ is authorised in the United Kingdom by the PRA and is subject to regulation by the FCA and limited regulation by the PRA. Details about the extent of our regulation by the PRA are available from us on request.

United States. Except where this is a FX-related document, this document is distributed in the United States by ANZ Securities, Inc. (**ANZ SI**) which is a member of the Financial Regulatory Authority (**FINRA**) (www.finra.org) and registered with the SEC. ANZSI's address is 277 Park Avenue, 31st Floor, New York, NY 10172, USA (Tel: +1 212 801 9160 Fax: +1 212 801 9163). ANZSI accepts responsibility for its content. Information on any securities referred to in this document may be obtained from ANZSI upon request. This document or material is intended for institutional use only – not retail. If you are an institutional customer wishing to effect transactions in any securities referred to in this document you must contact ANZSI, not its affiliates. ANZSI is authorised as a broker-dealer only for institutional customers, not for US Persons (as "US person" is defined in Regulation S under the US Securities Act of 1933, as amended) who are individuals. If you have registered to use our website or have otherwise received this document and are a US Person who is an individual: to avoid loss, you should cease to use our website by unsubscribing or should notify the sender and you should not act on the contents of this document in any way. Non-U.S. analysts may not be associated persons of ANZSI and therefore may not be subject to FINRA Rule 2242 restrictions on communications with the subject company, public appearances and trading securities held by the analysts. Where this is a FX-related document, it is distributed in the United States by ANZ's New York Branch, which is also located at 277 Park Avenue, 31st Floor, New York, NY 10172, USA (Tel: +1 212 801 916 0 Fax: +1 212 801 9163).

Vietnam. This document is distributed in Vietnam by ANZ or ANZ Bank (Vietnam) Limited, a subsidiary of ANZ.