

New Zealand Weekly Data Wrap

17 March 2023



This is not personal advice nor financial advice about any product or service. It does not take into account your financial situation or goals. Please refer to the Important Notice.



Contact us

See [page 7](#).

Forecast updates

Recent ANZ NZ Forecast Updates can be found [here](#).

- [NZ Forecast Update: getting an extension](#)
- [NZ Property Focus: rain check](#)
- [NZ Forecast Update: milk price forecasts revised down](#)

Our other recent publications are on [page 2](#).

What's the view?

- GDP currently constrained by supply more than demand, but that's set to change
- Inflation way above target, and looking sticky
- OCR to 5.25% by May to contain inflation

Our forecasts are on [page 4](#).

Confused by acronyms or jargon? See a glossary [here](#).

Key risks to our view



Global growth risks abound, with central banks still on the warpath.



The housing slowdown could become disorderly if unemployment rises sharply.



Negative supply shocks, including weather impacts, could see inflation hold up.



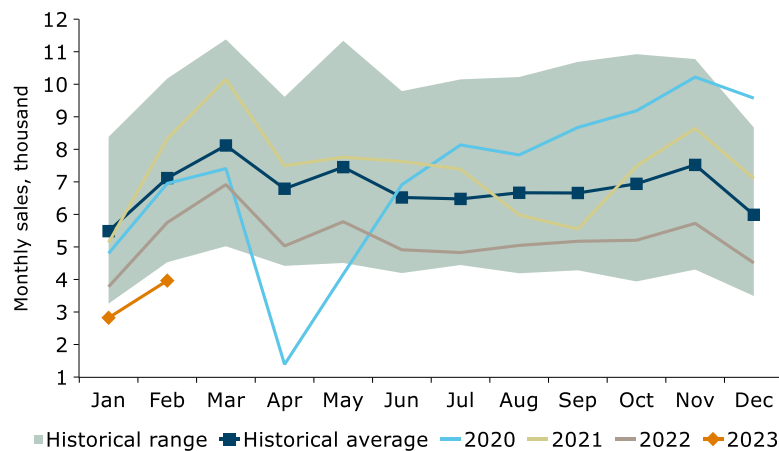
China's reopening could put upward pressure on commodity prices, pushing up tradables inflation.

What happened this week?

The big economic data this week was the Q4 current account and GDP. The [deficit hit a record high](#) and [GDP growth](#) surprised to the downside, though we suspect capacity constraints had as much to say as weakening demand. Subsequent changes to our GDP, current account and inflation forecasts can be found [here](#). We've also incorporated some initial flooding and cyclone impacts to the outlook. These are expected to add to economic demand later in the year, result in a wider-than-otherwise current account deficit, and give high inflation a little more persistence. We maintain our OCR call for a peak of 5.25%, but risks are to the upside, assuming global financial sector risks don't crystallise into something ugly.

REINZ data showed the housing market ended the summer [on a soggy note](#), with house prices down 1.1% m/m in February (ANZ seasonal adjustment). Prices are down a little over 16% from their November 2021 peak, and we continue to forecast a 22% peak-to-trough decline. House sales contracted 11.4% m/m on a seasonally adjusted basis in February. And, on a non-adjusted basis, the number of sales was the weakest on record in both January and February, in data going back to 1992 (figure 1).

Figure 1. Unadjusted house sales versus historical range



Source: REINZ, Macrobond, ANZ Research

The carbon market provided a surprise this week when the quarterly auction of NZUs [failed to sell any units at all](#). The issue was not a lack of demand – the bid volume exceeded the units on offer – but rather that the bids did not reach the confidential reserve price. The existence of a confidential reserve price was, in itself, a surprise to many, given the market also has a published floor price and a published reserve price. Once the published reserve price is breached it triggers the release of units from the Cost Containment Reserve (CCR).

In December the Government announced an increase in the CCR trigger price to \$80.64 (from \$78.40). This increase was much smaller than the market expected as the Climate Change Commission had earlier advised this price should be lifted to \$171 in 2023. By setting a lower trigger price the Government did not tighten the supply of units as much as expected. The units that did not sell at this latest event will roll over and be available at the next quarterly auction.



Looking ahead



Recent Publications

ANZ produces a range of in-depth insights.

- [NZ Insight: Inflation rotation](#)
- [NZ Insight: second wind for the labour market?](#)
- [NZ Property Focus: rain check](#)
- [NZ Insight: inflationary risks from Gabrielle](#)
- [NZ Agri Focus: opportunities and challenges ahead](#)
- [NZ Insight: early thoughts on the Upper North Island floods](#)
- [NZ Agri Focus: a year of challenges](#)
- [NZ 2022 HYEUFU: reprioritising](#)
- [NZ Insight: Risks to the OCR outlook](#)
- [NZ Insight: RBA/RBNZ policy divergence back in the spotlight](#)
- [NZ Property Focus: six reasons](#)
- [RBNZ Formulation and Implementation of Monetary Policy Review](#)
- [NZ Insight: our record breaking labour market](#)
- [NZ Property Focus: Testing times](#)
- [NZ Property Focus: spring bounce or false floor?](#)
- [NZ Insight: The inflation outlook and the balance of risks](#)
- [NZ Insight: 2020 hindsight](#)
- [NZ Budget Review: Big Budget](#)

Click [here](#) for more.



ANZ Proprietary data

Check out our latest releases below.

- [ANZ Business Outlook](#)
- [ANZ-Roy Morgan Consumer Confidence](#)
- [ANZ Truckometer](#)
- [ANZ Commodity Price Index](#)

Recent global market volatility and potential implications for New Zealand

Financial market volatility lifted sharply this week in the wake of bank collapses in the US and as contagion later spread to Switzerland. The sequencing of events played a big part in the volatility, with risk appetite getting hit hard late last week and early this week as three US banks failed. That was then followed by a brief period where markets regained some composure in the wake of Fed actions to backstop liquidity and shore up confidence. However, sentiment then soured again late Wednesday local time as credit default spreads on (and the share price of) Credit Suisse (which is classed as a globally systemically important bank, or G-SIB) started to tumble, ultimately forcing the Swiss National Bank to intervene and lend the bank support. By early Friday morning local time, sentiment had again improved significantly, although markets are still pricing in much lower terminal policy rates in most markets.

To illustrate the extent of the volatility, consider the following: last Thursday, before the turmoil, US markets were pricing in a 42bp Fed hike next week as part of an expected cumulative 108bps of hikes, taking the Fed funds rate to 5.65% by September. Things are extremely fluid, but by 7am this morning (Friday), markets were pricing in just a 21bp hike next week as part of only an expected cumulative 39bps of hikes, taking the Fed funds rate to just 4.97% by May. However, cuts are now priced in beyond May, taking the Fed funds rate back to 4.44% by September.

Heightened (but not as extreme) volatility and uncertainty have been seen in the local market too, with the 2yr swap rate falling to a low of 4.94% yesterday, having been up at 5.54% last week. The way financial markets reacted this week was both understandable and logical in the short term. But it's very unclear whether recent sharp falls in interest rates will be sustained, and whether the wobbles are significant enough to derail central bank rate hikes.

From the outset we need to be clear that this is not the time to go ruling anything in or out, and the situation remains very fluid. Uncertainty is high and there are many ways things could pan out. But our sense is that having taken measures to shore up confidence and limit the fallout of this month's bank failures, the Fed has put itself in the best place it can be to be able to pursue its monetary policy remit – ie to continue hiking – even if that means doing so more cautiously.

Like many central banks (including the RBNZ), the Fed has both financial stability and monetary policy remits. While the two do overlap at times (and financial markets often overplay this), the framework we are using to analyse the situation is to separate financial stability tools from monetary policy actions. In that regard, consider the ECB's actions and comments overnight. While they do not directly supervise any bank that has gotten into difficulties this week (they have been US and Swiss), it hiked by 50bps overnight despite recent market wobbles – surprising many, who thought they may go easy and deliver a hike of just 25bps. Perhaps setting a precedent for other central banks like the Fed and the RBNZ, the ECB noted that "the Governing Council is monitoring current market tensions closely and stands ready to respond as necessary to preserve price stability and financial stability in the euro area", adding that "the ECB's policy toolkit is fully equipped to provide liquidity support to the euro area financial system if needed and to preserve the smooth transmission of monetary policy." In other words, "we're watching, but for now it's business as usual."



Looking ahead

So, we think it is useful to remember that central banks' financial stability and monetary policy remits are related but separate. In the case of the US, this week has been all about stemming contagion, but that shouldn't prevent the Fed from hiking next week if that's what it thinks is the best way to bring inflation back to target in a timely manner.

It'd be a push to say that having set up liquidity facilities that the Fed can now just press ahead with earlier signalled hikes, because economic confidence has indisputably taken a hit. But equally, the Fed has yet to truly get on top of inflation. US CPI inflation is still at 6% – while that's down from a peak of 9%, core inflation has stabilised at around 5½% and compositional aspects suggest it might be sticky. Reduced access to credit and/or declining consumer confidence are likely to help get inflation down more quickly, but by how much and how soon remains to be seen. In the absence of recent instability, we'd have said that February US payroll and CPI prints released in recent days would have justified a 50bp Fed hike next week. However, we suspect that might be too aggressive in the current environment. With markets on edge and confidence fragile, the Fed is unlikely to want to exacerbate stresses in the system; hence our forecast for a 25bp hike.

In terms of market psychology, it's natural in the face of such uncertainty that the US market has lost its resolve regarding a strong view about the next few meetings, and is now almost solely focussed on the next meeting. The prevailing market narrative suggests the Fed has now taken policy to the point where things are starting to break. With increased risk that more things start to break and more stresses emerge with every hike, it's understandable that markets are reluctant to embrace their erstwhile view that the Fed will just keep on hiking. That view made sense when nothing was broken and the economy was adjusting gradually (ie things were "going to plan") but it is less appealing now. Many in the market had long thought that the Fed would hike until something broke, and now that that's happened, there's more caution. So while there is still a very good chance that the Fed funds rate may yet need to get to our current forecast (which pre-dates recent bank failures), don't expect markets to price that in now. Recent strong US data and last night's 50bp ECB hike have kept markets alert to the prospect of the Fed hiking at least one more time, as one would expect given that they have taken fairly bold steps to stem financial contagion risks.

How things affect New Zealand is even more uncertain. Not only are things playing out in real time, which means that the RBNZ themselves likely don't have a firm view of what they'll do in April (or in May and beyond), but we have to contend with existing issues like post-cyclone rebuilding too. Soft Q4 GDP data (-0.6% q/q) has muddied the waters somewhat, but that looks to have been partly caused by capacity pressures, and there was also a decent amount of payback evident after Q3's stellar +1.7% q/q gain.

When we changed our OCR forecast in January (downgrading our February forecast from a 75bp hike to a 50bp hike, subsequently delivered), we also took down our forecast for the peak OCR from 5.75% to 5.25%. In the weeks that followed, very little went the RBNZ's way on that front. We had the cyclone, which brings with it immediate inflation risks and the prospect of a bounce in construction activity as the rebuild gets underway; global inflation readings surprised to the upside; food and rent prices lifted sharply; filled jobs jumped; and consumer, business, PMI and PSI sentiment readings all lifted. As a consequence, we characterised the risks to our terminal OCR forecast as to the topside, as did the RBNZ when they published the February MPS.

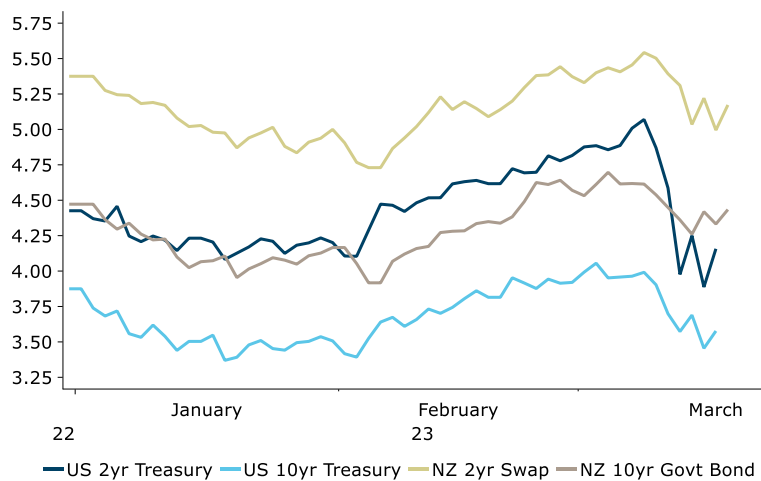


Looking ahead

However, financial instability issues this week have caused considerable angst, and while much stronger prudential oversight of local banks makes it far less likely that we see local banks get into difficulty, bank funding spreads are widening globally. Standard and Poor's has also warned that New Zealand's credit rating may come under pressure if our current account deficit (which hit a record 8.9% of GDP in Q4) remains wide. Offshore confidence in New Zealand is crucial given our reliance on offshore funding markets. So while swap rates have fallen (representing an easing in financial conditions), this has been negated by rising funding spreads, and it could take some time to see where the dust settles. For us, that's enough to stick with our forecast of a 25bp OCR hike in April, even against the backdrop of heightened inflation risks.

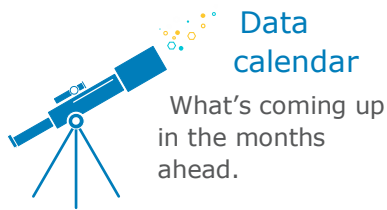
More than anything though, we need to again stress that things are fluid. What has happened over the past week has sent shockwaves through financial markets and markets continue to fear that some of the issues facing the small number of banks that have failed or are starting to look wobbly may be more widespread – we just don't know. But our working assumption is that financial stability interventions will be successful in reducing stress, allowing the Fed (and other central banks) to remain focused on the still very important job of getting inflation back to target. As time passes, falling consumer and business confidence is likely to help bring demand back into line with supply across the global economy, and that may limit how much more monetary tightening is needed. But it is hard to be as confident as we normally would be of any macroeconomic thesis at the moment amid current volatility and financial stability concerns. Keeping an open mind and being nimble is crucial.

Figure 2. US and New Zealand interest rate movements in 2023





Financial markets update



Date	Data/event
Tue 21 Mar (10:45am)	Merchandise Trade – Feb
Wed 22 Mar (early am)	GlobalDairyTrade auction
Thu 23 Mar (10:00am)	ANZ Truckometer – Feb
Thu 30 Mar (10:45am)	Building Permits – Feb
Thu 30 Mar (1:00pm)	ANZ Business Outlook – Mar
Fri 31 Mar (10:00am)	ANZ-RM Consumer Confidence – Mar
Tue 4 Apr (10:00am)	NZIER QSBO – Q1
Wed 5 Apr (early am)	GlobalDairyTrade auction
Wed 5 Apr (2:00pm)	RBNZ Monetary Policy Review
Thu 6 Apr (1:00pm)	ANZ Commodity Price Index – Mar
Wed 12 Apr (10:45am)	Electronic Card Transactions – Mar
Fri 14 Apr (10:30am)	BusinessNZ Manuf PMI – Mar
Fri 14 Apr (10:45am)	Net Migration – Feb
Mon 17 Apr (10:45am)	Food Price Index – Mar
Mon 17 Apr (10:45am)	Rental Price Index – Mar
Wed 19 Apr (early am)	GlobalDairyTrade auction
Thu 20 Apr (10:45am)	CPI – Q1
Wed 26 Apr (10:00am)	ANZ Truckometer – Mar
Wed 26 Apr (10:45am)	Merchandise Trade – Mar
Thu 27 Apr (1:00pm)	ANZ Business Outlook – Apr
Fri 28 Apr (10:00am)	ANZ-RM Consumer Confidence – Apr
Wed 3 May (early am)	GlobalDairyTrade auction
Wed 3 May (10:45am)	Labour Market – Q1
Thu 4 May (10:45am)	Building Permits – Mar
Thu 4 May (1:00pm)	ANZ Commodity Price Index – Apr
Tue 9 May (10:45am)	Electronic Card Transactions – Apr
Thu 11 May (10:45am)	Food Price Index – Apr

Interest rate markets

Bond market volatility remains elevated in the wake of heightened financial instability offshore as this week draws to a close. Although financial markets are starting to regain their composure following steps taken by the Fed and Swiss National Bank to address liquidity concerns, and after the ECB decision to hike rates last night, nervousness remains high. Inflation remains high, and we think more tightening is needed, but central banks will need to tread more carefully. All else equal that still speaks to interest rates drifting higher again, but markets are likely to play central bank meetings as they come on a case by case basis, and be mindful of the downside risks emanating from instability. We continue to expect the RBNZ two more hikes this cycle, but the risks are now more balanced than a week ago (when they were skewed to the upside).

FX markets

FX markets have been less volatile, with bond markets bearing the brunt of financial instability fears. A likely Fed hike next week may give the USD a mild boost, but we continue to expect the NZD to appreciate over 2023, supported by higher interest rates, rising migration and post-cyclone rebuilding activity.

Key data summary

Performance of Services Index – February. Up again, this time to 55.8 (54.7 previously), with a strong showing across most services indicators.

Food Prices – February. Food prices rose 1.5% m/m, in a month where prices are usually flat/falling. Not surprisingly, food prices recorded their fourth highest seasonally adjusted move since 1999 (2.1% m/m). Annual food price growth is now 12% y/y, the highest since 1989. Cyclone impacts are clear, with fruit and vegetable prices surging 23% y/y.

Rental Price Index – February. The stock measure (all tenancies) rose 0.4% m/m, as expected. New tenancies fell 1.3% m/m. Rental stock in tourism hot spots may come under more pressure if landlords eye conversions to short-term accommodation for returning tourists.

REINZ House Prices – February. At the national level, the [REINZ house price index](#) (HPI) fell 1.1% m/m in February (ANZ seasonal adjustment), to be down just over 16% from its November 2021 peak.

Net Migration - January. Monthly net migration slowed to 5,170 in January (8,064 previously), but remains very strong, with annual migration growing very quickly. The data are subject to large revisions and this month saw the largest revision to both departures and net migration, making it a very murky picture.

Current Account Balance – Q4. The annual current account deficit hit its widest level in the history of these data – to a whopping -8.9% of GDP.

GDP – Q4. At -0.6% q/q, Q4 [GDP](#) came in weaker than our expectation for a 0.3% decline, and much weaker than the RBNZ's February MPS pick of +0.7%. All up, the data show the economy is indeed slowing, but the quarterly pace overstates this.

The week ahead

Overseas Merchandise Trade – February (Tuesday 21 March, 10:45am). The goods trade deficit is expected to ease back in February to \$1.2bn for as export returns lift while the cost of imports moderate.

Global Dairy Trade event 328 (Wednesday 22 March). Dairy prices are expected to fall 1%. Fonterra has advised it will be selling more whole milk powder via GDT in the coming year as it optimises product mix.

ANZ Truckometer – February (Thursday 23 March, 10:00am).



Key forecasts and rates

FX rates	Actual				Forecast (end month)				
	Jan-23	Feb-23	Today	Mar-23	Jun-23	Sep-23	Dec-23	Mar-24	Jun-24
NZD/USD	0.641	0.616	0.619	0.640	0.650	0.660	0.660	0.670	0.670
NZD/AUD	0.918	0.915	0.930	0.901	0.890	0.892	0.880	0.870	0.859
NZD/EUR	0.593	0.580	0.584	0.587	0.586	0.584	0.579	0.578	0.568
NZD/JPY	83.6	84.2	82.7	83.2	83.2	83.2	81.8	81.7	80.4
NZD/GBP	0.521	0.509	0.511	0.525	0.524	0.528	0.524	0.523	0.519
NZ\$ TWI	71.7	70.8	71.0	71.2	71.2	71.7	71.1	71.4	70.8
Interest rates	Jan-23	Feb-23	Today	Mar-23	Jun-23	Sep-23	Dec-23	Mar-24	Jun-24
NZ OCR	4.25	4.75	4.75	4.75	5.25	5.25	5.25	5.25	5.25
NZ 90 day bill	4.91	5.13	5.14	5.27	5.35	5.35	5.35	5.35	5.35
NZ 2-yr swap	5.00	5.37	5.17	5.50	5.60	5.75	5.75	5.60	5.60
NZ 10-yr bond	4.17	4.57	4.45	4.70	5.00	4.90	4.55	4.25	4.25

Economic forecasts

	Dec-22	Mar-23	Jun-23	Sep-23	Dec-23	Mar-24	Jun-24	Sep-24	Dec-24
GDP (% qoq)	-0.6	0.2	0.3	-0.3	-0.6	-0.2	0.1	0.3	0.3
GDP (% yoy)	2.2	2.9	1.6	-0.4	-0.4	-0.8	-1.0	-0.4	0.5
CPI (% qoq)	1.4	1.8	1.1	2.0	0.8	0.8	0.5	0.7	0.5
CPI (% yoy)	7.2	7.3	6.7	6.6	5.8	4.7	4.0	2.7	2.5
Employment (% qoq)	0.1	0.3	0.2	-0.4	-0.4	-0.4	-0.1	0.1	0.2
Employment (% yoy)	1.3	1.7	2.0	0.3	-0.3	-1.0	-1.3	-0.8	-0.2
Unemployment Rate (% sa)	3.4	3.4	3.5	4.0	4.5	5.0	5.2	5.3	5.4

Figures in bold are forecasts. mom: Month-on-Month; qoq: Quarter-on-Quarter; yoy: Year-on-Year. [Click here for full ANZ forecasts](#)

Figure 3. GDP level

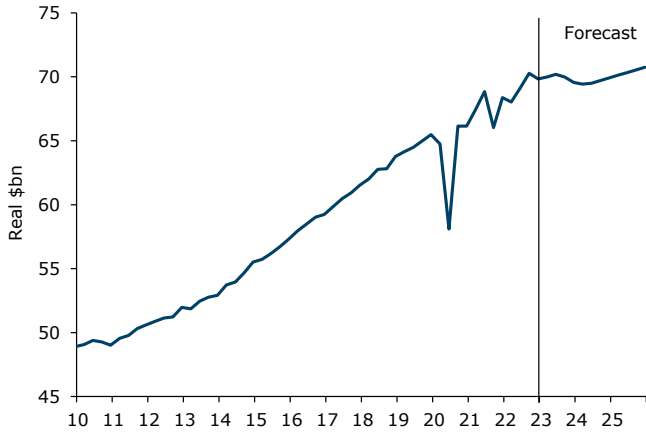


Figure 4. CPI inflation components

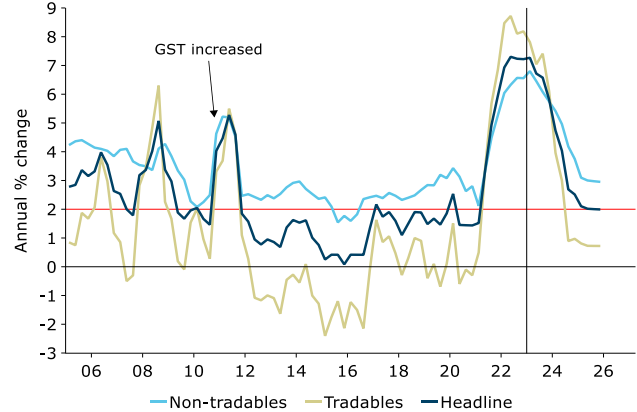


Figure 5. OCR forecast

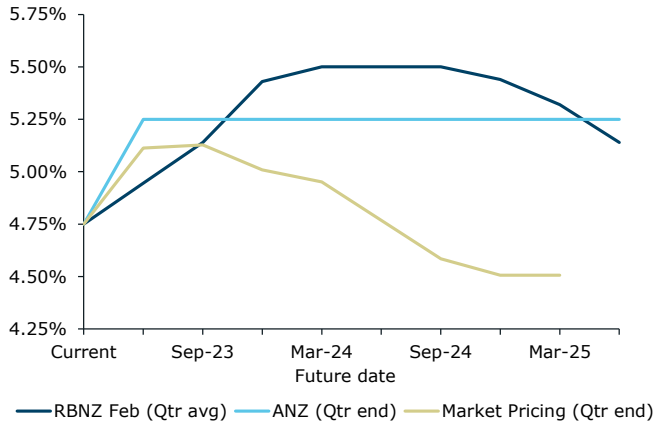
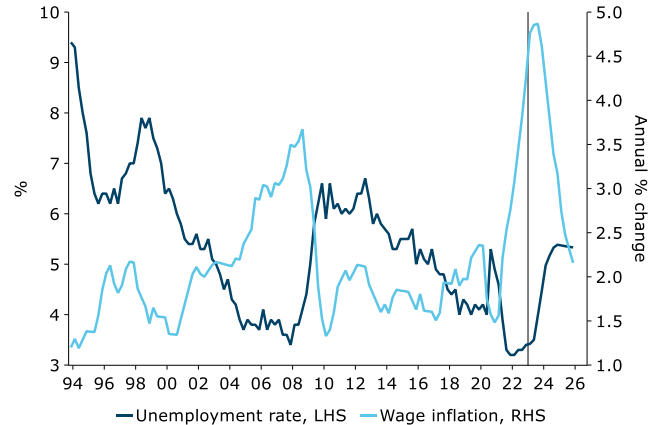


Figure 6. Unemployment and wage inflation



Source: Stats NZ, Bloomberg, RBNZ, Macrobond, ANZ Research



Contact us

Meet the team

We welcome your questions and feedback. Click [here](#) for more information about our team.



Sharon Zollner
Chief Economist

Follow Sharon on Twitter
[@sharon_zollner](#)

Telephone: +64 9 357 4094
Email: sharon.zollner@anz.com

General enquiries:
research@anz.com

Follow ANZ Research
[@ANZ_Research](#) (global)



David Croy
Senior Strategist

Market developments, interest rates, FX, unconventional monetary policy, liaison with market participants.

Telephone: +64 4 576 1022
Email: david.croy@anz.com



Susan Kilsby
Agricultural Economist

Primary industry developments and outlook, structural change and regulation, liaison with industry.

Telephone: +64 21 633 469
Email: susan.kilsby@anz.com



Miles Workman
Senior Economist

Macroeconomic forecast co-ordinator, fiscal policy, economic risk assessment and credit developments.

Telephone: +64 21 661 792
Email: miles.workman@anz.com



Finn Robinson
Economist

Macroeconomic forecasting, economic developments, labour market dynamics, inflation and monetary policy.

Telephone: +64 21 629 553
Email: finn.robinson@anz.com



Kyle Uerata
Economic Statistician

Economic statistics, ANZ proprietary data (including ANZ Business Outlook), data capability and infrastructure.

Telephone: +64 21 633 894
Email: kyle.uerata@anz.com



Natalie Denne
PA / Desktop Publisher

Business management, general enquiries, mailing lists, publications, chief economist's diary.

Telephone: +64 21 253 6808
Email: natalie.denne@anz.com

Important notice

Last updated: 1 September 2022

This document (which may be in the form of text, image, video or audio) is intended for ANZ's Institutional, Markets and Private Banking clients. It should not be forwarded, copied or distributed. The opinions and research contained in this document are (a) not personal advice nor financial advice about any product or service; (b) provided for information only; and (c) intended to be general in nature and does not take into account your financial situation or goals.

This document may be restricted by law in certain jurisdictions. Persons who receive this document must inform themselves about and observe all relevant restrictions.

Disclaimer for all jurisdictions: This document is prepared and distributed in your country/region by either: Australia and New Zealand Banking Group Limited (ABN11 005 357 522) (**ANZ**); or its relevant subsidiary or branch (each, an **Affiliate**), as appropriate or as set out below.

This document is distributed on the basis that it is only for the information of the specified recipient or permitted user of the relevant website (**recipients**).

This document is solely for informational purposes and nothing contained within is intended to be an invitation, solicitation or offer by ANZ to sell, or buy, receive or provide any product or service, or to participate in a particular trading strategy.

Distribution of this document to you is only as may be permissible by the laws of your jurisdiction, and is not directed to or intended for distribution or use by recipients resident or located in jurisdictions where its use or distribution would be contrary to those laws or regulations, or in jurisdictions where ANZ would be subject to additional licensing or registration requirements. Further, the products and services mentioned in this document may not be available in all countries.

ANZ in no way provides any financial, legal, taxation or investment advice to you in connection with any product or service discussed in this document. Before making any investment decision, recipients should seek independent financial, legal, tax and other relevant advice having regard to their particular circumstances.

Whilst care has been taken in the preparation of this document and the information contained within is believed to be accurate, ANZ does not represent or warrant the accuracy or completeness of the information. Further, ANZ does not accept any responsibility to inform you of any matter that subsequently comes to its notice, which may affect the accuracy of the information in this document.

Preparation of this document and the opinions expressed in it may involve material elements of subjective judgement and analysis.

Unless specifically stated otherwise: they are current on the date of this document and are subject to change without notice; and, all price information is indicative only. Any opinions expressed in this document are subject to change at any time without notice.

ANZ does not guarantee the performance of any product mentioned in this document. All investments entail a risk and may result in both profits and losses. Past performance is not necessarily an indicator of future performance. The products and services described in this document may not be suitable for all investors, and transacting in these products or services may be considered risky.

ANZ expressly disclaims any responsibility and shall not be liable for any loss, damage, claim, liability, proceedings, cost or expense (Liability) arising directly or indirectly and whether in tort (including negligence), contract, equity or otherwise out of or in connection with this document to the extent permissible under relevant law. Please note, the contents of this document have not been reviewed by any regulatory body or authority in any jurisdiction.

ANZ and its Affiliates may have an interest in the subject matter of this document. They may receive fees from customers for dealing in the products or services described in this document, and their staff and introducers of business may share in such fees or remuneration that may be influenced by total sales, at all times received and/or apportioned in accordance with local regulatory requirements. Further, they or their customers may have or have had interests or long or short positions in the products or services described in this document, and may at any time make purchases and/or sales in them as principal or agent, as well as act (or have acted) as a market maker in such products. This document is published in accordance with ANZ's policies on conflicts of interest and ANZ maintains appropriate information barriers to control the flow of information between businesses within it and its Affiliates.

Your ANZ point of contact can assist with any questions about this document including for further information on these disclosures of interest.

Country/region specific information: Unless stated otherwise, this document is distributed by Australia and New Zealand Banking Group Limited (**ANZ**).

Australia. ANZ holds an Australian Financial Services licence no. 234527. For a copy of ANZ's Financial Services Guide please [click here](#) or request from your ANZ point of contact.

Brazil. This document is distributed on a cross border basis and only following request by the recipient. No securities are being offered or sold in Brazil under this document, and no securities have been and will not be registered with the Securities Commission - CVM.

Brunei, Japan, Kuwait, Malaysia, Switzerland, Taiwan. This document is distributed in each of these jurisdictions by ANZ on a cross border basis.

Cambodia. The information contained in this document is confidential and is provided solely for your use upon your request.

This does not constitute or form part of an offer or solicitation of any offer to engage services, nor should it or any part of it form the basis of, or be relied in any connection with, any contract or commitment whatsoever. ANZ does not have a licence to undertake banking operations or securities business or similar business, in Cambodia. By requesting financial services from ANZ, you agree, represent and warrant that you are engaging our services wholly outside of Cambodia and subject to the laws of the contract governing the terms of our engagement.

Canada. This document is general information only, is intended for institutional use only – not retail, and is not meant to be tailored to the needs and circumstances of any recipient. In addition, this document is not intended to be an offer or solicitation to purchase or sell any security or other financial instrument or to employ a specific investment strategy.

Chile. You understand and agree that ANZ Banking Group Limited is not regulated by Chilean Authorities and that the provision of this document is not subject to any Chilean supervision and is not guaranteed by any regulatory or governmental agency in Chile.

Fiji. For Fiji regulatory purposes, this document and any views and recommendations are not to be deemed as investment advice. Fiji investors must seek licensed professional advice should they wish to make any investment in relation to this document.

Hong Kong. This document is issued or distributed in Hong Kong by the Hong Kong branch of ANZ, which is registered at the Hong Kong Monetary Authority to conduct Type 1 (dealing in securities), Type 4 (advising on securities) and Type 6 (advising on corporate finance) regulated activities. The contents of this document have not been reviewed by any regulatory authority in Hong Kong. If you are in any doubt about any of the contents of this document, you should obtain independent professional advice.

India. If this document is received in India, only you (the specified recipient) may print it provided that before doing so, you specify on it your name and place of printing.

Israel. ANZ is not a holder of a licence granted in Israel pursuant to the Regulation of Investment Advising, Investment Marketing and Portfolio Management Law, 1995 ("Investment Advice Law") and does not hold the insurance coverage required of a licensee pursuant to the Investment Advice Law. This publication has been prepared exclusively for Qualified Clients as such term is defined in the First Schedule to the Investment Advice Law. As a prerequisite to the receipt of a copy of this publication a recipient will be required to provide confirmation and evidence that it is a Qualified Client. Nothing in this publication should be considered Investment Advice or Investment Marketing as defined in the Investment Advice Law. Recipients are encouraged to seek competent investment advice from a locally licensed investment adviser prior to making any investment.

Macau. Click [here](#) to read the disclaimer for all jurisdictions in Mandarin. 澳门. [点击此处](#) 阅读所有司法管辖区的免责声明的中文版。

Myanmar. This document is intended to be general and part of ANZ's customer service and marketing activities when implementing its functions as a licensed bank. This document is not Securities Investment Advice (as that term is defined in the Myanmar Securities Transaction Law 2013).

Important notice

New Zealand. This material is for information purposes only and is not financial advice about any product or service. We recommend seeking financial advice about your financial situation and goals before acquiring or disposing of (or not acquiring or disposing of) a financial product.

Oman. ANZ neither has a registered business presence nor a representative office in Oman and does not undertake banking business or provide financial services in Oman. Consequently ANZ is not regulated by either the Central Bank of Oman (**CBO**) or Oman's Capital Market Authority (**CMA**). The information contained in this document is for discussion purposes only and neither constitutes an offer of securities in Oman as contemplated by the Commercial Companies Law of Oman (Royal Decree 4/74) or the Capital Market Law of Oman (Royal Decree 80/98), nor does it constitute an offer to sell, or the solicitation of any offer to buy non-Omani securities in Oman as contemplated by Article 139 of the Executive Regulations to the Capital Market Law (issued vide CMA Decision 1/2009). ANZ does not solicit business in Oman and the only circumstances in which ANZ sends information or material describing financial products or financial services to recipients in Oman, is where such information or material has been requested from ANZ and the recipient understands, acknowledges and agrees that this document has not been approved by the CBO, the CMA or any other regulatory body or authority in Oman. ANZ does not market, offer, sell or distribute any financial or investment products or services in Oman and no subscription to any securities, products or financial services may or will be consummated within Oman. Nothing contained in this document is intended to constitute Omani investment, legal, tax, accounting or other professional advice.

People's Republic of China (PRC). This document may be distributed by either ANZ or Australia and New Zealand Bank (China) Company Limited (**ANZ China**). Recipients must comply with all applicable laws and regulations of PRC, including any prohibitions on speculative transactions and CNY/CNH arbitrage trading. If this document is distributed by ANZ or an Affiliate (other than ANZ China), the following statement and the text below is applicable: No action has been taken by ANZ or any affiliate which would permit a public offering of any products or services of such an entity or distribution or re-distribution of this document in the PRC. So, the products and services of such entities are not being offered or sold within the PRC by means of this document or any other document. This document may not be distributed, re-distributed or published in the PRC, except under circumstances that will result in compliance with any applicable laws and regulations. If and when the material accompanying this document relates to the products and/or services of ANZ China, the following statement and the text below is applicable: This document is distributed by ANZ China in the Mainland of the PRC.

Peru. The information contained in this document has not been, and will not be, registered with or approved by the Peruvian Superintendency of the Securities Market (Superintendencia del Mercado de Valores, **SMV**) or the Lima Stock Exchange (Bolsa de Valores de Lima, **BVL**) or under the Peruvian Securities Market Law (Legislative Decree 6 861), and will not be subject to Peruvian laws applicable to public offerings in Peru. To the extent this information refers to any securities or interests, it should be noted the securities or interests may not be offered or sold in Peru, except if (i) such securities or interests were previously registered with the Peruvian Superintendency of the Securities Market, or (ii) such offering is considered a private offering in Peru under the securities laws and regulation of Peru.

Qatar. This document has not been, and will not be:

- lodged or registered with, or reviewed or approved by, the Qatar Central Bank (**QCB**), the Qatar Financial Centre (**QFC**) Authority, QFC Regulatory Authority or any other authority in the State of Qatar (**Qatar**); or
- authorised or licensed for distribution in Qatar, and the information contained in this document does not, and is not intended to, constitute a public offer or other invitation in respect of securities in Qatar or the QFC.

The financial products or services described in this document have not been, and will not be:

- registered with the QCB, QFC Authority, QFC Regulatory Authority or any other governmental authority in Qatar; or
- authorised or licensed for offering, marketing, issue or sale, directly or indirectly, in Qatar.

Accordingly, the financial products or services described in this document are not being, and will not be, offered, issued or sold in Qatar, and this document is not being, and will not be, distributed in Qatar. The offering, marketing, issue and sale of the financial products or services described in this document and distribution of this document is being made in, and is subject to the laws, regulations and rules of, jurisdictions outside of Qatar and the QFC. Recipients of this document must abide by this restriction and not distribute this document in breach of this restriction. This document is being sent/issued to a limited number of institutional and/or sophisticated investors (i) upon their request and confirmation that they understand the statements above; and (ii) on the condition that it will not be provided to any person other than the original recipient, and is not for general circulation and may not be reproduced or used for any other purpose.

Singapore. This document is distributed in Singapore by ANZ solely for the information of "accredited investors", "expert investors" or (as the case may be) "institutional investors" (each term as defined in the Securities and Futures Act Cap. 289 of Singapore). ANZ is licensed in Singapore under the Banking Act Cap. 19 of Singapore and is exempted from holding a financial adviser's licence under Section 23(1)(a) of the Financial Advisers Act Cap. 100 of Singapore. In respect of any matters arising from, or in connection with, the distribution of this document in Singapore, please speak to your usual ANZ contact in Singapore.

United Arab Emirates (UAE). This document is distributed in the UAE or the Dubai International Financial Centre (**DIFC**) (as applicable) by ANZ. This document does not, and is not intended to constitute: (a) an offer of securities anywhere in the UAE; (b) the carrying on or engagement in banking, financial and/or investment consultation business in the UAE under the rules and regulations made by the Central Bank of the UAE, the Emirates Securities and Commodities Authority or the UAE Ministry of Economy; (c) an offer of securities within the meaning of the Dubai International Financial Centre Markets Law (DIFCML) No. 12 of 2004; and (d) a financial promotion, as defined under the DIFCML No. 1 of 200. ANZ DIFC Branch is regulated by the Dubai Financial Services Authority (**DFSA**). ANZ DIFC Branch is regulated by the Dubai Financial Services Authority (**DFSA**). The financial products or services described in this document are only available to persons who qualify as "Professional Clients" or "Market Counterparty" in accordance with the provisions of the DFSA rules.

United Kingdom. This document is distributed in the United Kingdom by Australia and New Zealand Banking Group Limited (**ANZ**) solely for the information of persons who would come within the Financial Conduct Authority (**FCA**) definition of "eligible counterparty" or "professional client". It is not intended for and must not be distributed to any person who would come within the FCA definition of "retail client". Nothing here excludes or restricts any duty or liability to a customer which ANZ may have under the UK Financial Services and Markets Act 2000 or under the regulatory system as defined in the Rules of the Prudential Regulation Authority (**PRA**) and the FCA. ANZ considers this document to constitute an Acceptable Minor Non-Monetary Benefits (**AMNMB**) under the relevant inducement rules of the FCA. ANZ is authorised in the United Kingdom by the PRA and is subject to regulation by the FCA and limited regulation by the PRA. Details about the extent of our regulation by the PRA are available from us on request.

United States. Except where this is a FX-related document, this document is distributed in the United States by ANZ Securities, Inc. (**ANZ SI**) which is a member of the Financial Regulatory Authority (**FINRA**) (www.finra.org) and registered with the SEC. ANZSI's address is 277 Park Avenue, 31st Floor, New York, NY 10172, USA (Tel: +1 212 801 9160 Fax: +1 212 801 9163). ANZSI accepts responsibility for its content. Information on any securities referred to in this document may be obtained from ANZSI upon request. This document or material is intended for institutional use only – not retail. If you are an institutional customer wishing to effect transactions in any securities referred to in this document you must contact ANZSI, not its affiliates. ANZSI is authorised as a broker-dealer only for institutional customers, not for US Persons (as "US person" is defined in Regulation S under the US Securities Act of 1933, as amended) who are individuals. If you have registered to use our website or have otherwise received this document and are a US Person who is an individual: to avoid loss, you should cease to use our website by unsubscribing or should notify the sender and you should not act on the contents of this document in any way. Non-U.S. analysts may not be associated persons of ANZSI and therefore may not be subject to FINRA Rule 2242 restrictions on communications with the subject company, public appearances and trading securities held by the analysts. Where this is a FX-related document, it is distributed in the United States by ANZ's New York Branch, which is also located at 277 Park Avenue, 31st Floor, New York, NY 10172, USA (Tel: +1 212 801 916 0 Fax: +1 212 801 9163).

Vietnam. This document is distributed in Vietnam by ANZ or ANZ Bank (Vietnam) Limited, a subsidiary of ANZ.

This document has been prepared by ANZ Bank New Zealand Limited, Level 26, 23-29 Albert Street, Auckland 1010, New Zealand, Ph 64-9-357 4094, e-mail nzeconomics@anz.com, <http://www.anz.co.nz>